

Segedin Truck & Auto Parts Ltd (STA Parts)

53 Andrew Baxter Drive, Airport Oaks, Auckland

P. (09) 256 1120

E. parts@staparts.co.nz

W. www.staparts.co.nz

Open Monday - Friday 8:00am - 5:00pm / Saturday 9:00am - 1:00pm



Segedin
TRUCK & AUTO PARTS



Trusted Supplier of Aftermarket Performance Parts & Accessories in NZ for over 40 years.

Air, Fuel & Oil Filters
Alternators
Batteries
Bearings
Brake & Clutch
Bonnet Guards
Camshafts
Connecting Rods
Carburettors
Crankshafts
Crate Engines & Blocks
Cylinder Heads

Diesel Parts
Electrical & Ignition
Engine Dress Up
Engine Oil
Engine Valves & Seals
Fasteners & Hardware
Fender Flares
Fuel Pumps & Regs
Fuel Injection
FloorLiners & Boot Mats
Flywheels & Flexplates
Gaskets

Gauges & Accessories
Gearboxes
Gear Oil & ATF
Golf Cart Accessories
Head Bolts & Stud Sets
Hose & Fittings
Hydraulic Oil
Ignition & Electrical
Intercoolers & Piping
Intake Manifolds
Mufflers & Tubing
Monsoon Weathershields

Oils & Additives
Oil Pumps
Oil & Fluid Coolers
Pistons, Rings & Liners
Race Seats
Racing Fuel
Radiators, Fans & Hoses
Silicone Joiners
Spark Plugs / Glow Plugs
Starter Motors
Snorkels
Thermostats & Housings

Timing Belts
Tensioners & Idlers
Turbos & Accessories
Tyres
Water Pumps
Workshop Tools

+ MORE!



+ Many more leading brands.



Company Introduction

Segedin Truck & Auto Parts Ltd (STA Parts) have been involved in the automotive industry for over 30 years and are 100% New Zealand owned.

In 1995, we moved into a custom built premise at 53 Andrew Baxter Drive, Airport Oaks.

We are one of New Zealand's largest auto parts suppliers specialising in petrol and diesel replacement parts, Japanese and V8 performance parts and accessories. We also stock a wide range of workshop equipment, tyres, consumables, oils, additives and lubricants. STA Parts are the New Zealand distributor for many leading and trusted brands.

Our number one goal is to provide you, our valuable customer, quality auto parts at competitive prices.

Our experienced and friendly sales team are committed to helping you with all your engine parts requirements. If it's not in stock, we'll try and source it for you.

Visit www.staparts.co.nz to view our extensive product range or call our friendly sales team.

Then...



Now...



Visit our Retail Showroom!

53 Andrew Baxter Drive, Airport Oaks

Contact Us

Physical Address:

53 Andrew Baxter Drive
Airport Oaks, Mangere
Auckland 2022
New Zealand

Postal Address:

PO Box 107 041
Auckland Airport
Auckland 2150
New Zealand

Contact:

Phone 09 256 1120
E-mail parts@staparts.co.nz
Online www.staparts.co.nz

 facebook.com/staparts.nz

staparts.co.nz
automotive parts & accessories



DISCLAIMER

All information contained within is a guide only and is subject to change without notice.

STA Parts does not invite any person to act or rely upon such information and liability for such information is excluded. As new products are developed rapidly, all specifications, designs and components may change and STA Parts reserves the right at its discretion to make changes as it sees fit. All information is provided in good faith, however no liability will be accepted for errors or omissions. The information contained in this document does not form part of the terms and conditions of sale or constitute the description of any goods to be supplied by STA Parts, its manufacturers or distributors.

No part of this document may be reproduced, stored in a retrieval system or transmitted in any form, electronic or otherwise without the prior written consent. The designs, graphics, logos, tradenames, trademarks and other intellectual property contained in this catalogue are either owned by STA Parts or used with permission from the supplier and must not be used without prior written consent.

CONTENTS

Hoses

Introduction - The Basics to Plumbing	5
Braided Hose	6-8
PTFE Nylon Braided Hose	8
Rubber Hose	9
Hose Separators	10-11
Hose Clamps	
P-Clamps	10
Perforated Band Clamps	11
T-Bolt Clamps	11
Hose Finishers	12

Hose Ends

Full-Flow 360° Swivel	13
Straight & Elbow Swivel	14
Full-Flow for PTFE Hose	17
Twist 'n' Fit, Twist-Lok	18
Crimp-On	20

Adapter Fittings

AN to Metric Adapters	22
NPT to NPT Adapters	22
AN to NPT Adapters	23
Radius to Straight	24
Oil Line Filters	24
Turbo Oil Lines	25
Turbo Feed Hose	25
Alloy Bolts & Banjos	25
Bulkheads	26
Washers	
Teflon	26
Stat-O-Seal	27
AN Flare Tee	27
AN Tee Female Swivel on Side	27
Flare to Flare "Y" Fittings	27
Allen Key Socket & Hex Nut Plugs	28
AN Flare Plugs & Caps	29
Female Flare Swivel Adapters	30
Flare Unions	31
Male to Male AN Reducers	31
NPT to NPT Reducers	31
Female to Male B-Nut Flare Expander	32
Female to Male B-Nut Flare Reducer	32
Swivel Angle	32
Specialty Fuel Adapter Fittings	32
Gauges	
Fuel Pressure Gauges	33
Nitrous Pressure Gauges	33
Barb Adapters	34
AN Weld Bungs	35

Carburetors & EFI Systems

Carburetors	36-43
EFI Systems	44-45
Carburetor Adapters Fittings	46-47
Carb Kits	48
Brackets & Linkages	49
Carb Spacers	50-51

Fuel Management

Fuel Hose Kits	52
LS Fuel Injected Adapter Fittings	52
Check Valves	53
Fuel Lines & Adapters	
Aluminum Hardline	54
Adapters	54
Tube Sleeves & Nuts	55
Fuel Rails	55
Fuel Filters	56

Fuel Filter Brackets	57
Inline Fuel Shut Off Taps	57
Fuel Pumps	
Electric	58
Retrofit	60
Mechanical	61
Fuel Pressure Regulators	62-63
Fuel Surge Tanks	64
Fuel Cells	
Fuel Cells	65
Mounting Brackets	65
Roll Over Vent Valves	65

Brake Hoses & Fittings

SAE Brake Adapter Fittings	66
Anti-Roll Kit	67
PowerFlex Endura Fittings	67
Brake Accessories	
Mounting Brackets	68
Brake Line Clamps	68
Brake Crush Washers	68
Brake Proportioning Valve	68
Residual Valve	68
PowerFlex PTFE Teflon Hose	68
Pre-Assembled Hose Assemblies	69

Fitting Installation Parts

Assembly Lube & Sealants	
Thread Sealer	70
Electrical Tape	70
Fluid Tape	70
Electrical Parts Cleaner	70
Silicone Compound	70
Safety Wire	70
Assembly Tools	
AN Hose End Wrenches	71
Vice Jaws	71
EZ-Beader Tubing	71
Cutting & Flaring Tools	71
Manual Crimper	71

Race Accessories

Seats	72
Race Harnesses	72
Roll Bar Padding	72
Driveshaft Safety Loops	72
Transmission Scatter Blanket	72

Shifters

B&M Automatic & Manual NEW!	73
------------------------------------	----

Cooling

Fans	
Electric Fans	74
Fan Controllers	75
Fan Relay Wire Harness Kits	75
Fan Spacers	75
Fan Blades	76
Dipstick & Tubes	77
Oil Pans & Kits	78-79
Radiators	
Radiators	80-81
Radiator Hose Kits	82
Water Temperature Adapters	82
Radiator Caps	83
Radiator Adapters	83
Coolant Overflow Tanks	83
Water Neck & Hose Filer	83
Weld-On Radiator Necks	83



BROWSE
THOUSANDS
OF PRODUCTS
& ORDER
ONLINE

CONTENTS

Coolers	
Engine Oil Cooler Relocation Kits	84
Engine Oil Coolers	84
Transmission Coolers & Kits	85
Intercoolers	86
Water Tanks	87
Power Steering Tanks	87
Oil Catch Cans	87
Oil Filter Adapters & Mounts	88

Filtration

Oil Filters	89
Breathers	90-91
Air Filter Cleaning & Oil	97
Air Filters	
Universal Pod Filters	92
Air Filter Assemblies	92-96
Air Filter Replacement Elements	96
Air Cleaner Spacers	96
Air Cleaner Bases	97

Silicone Hose & Tubing

Intake Ducting Hose	98
Silicone Hose	98
Alloy & Stainless Steel Tubing	99

Heat Protection

Wire & Hose Protection	
Self Wrapping	100
Thermo Sleeve	100
Express Sleeve	100
Fire Sleeve	100
Thermo Sleeve	101
Heat Sleeves	101
Heat Shrink Tubing	101
Thermo Shield	102
Spark Plug Boots	102
Heat Barriers	
Starter Heat Shields	102
Turbo Insulation Covers	102
Heat Shield Material	103
Acoustical & Heat Control	103
Super Sonic Acoustical	103
Seam Tape	103
Mat Rollers	103
Adhesive Backed Heat Barrier	104
Insulating Wrap	104
Snap Straps	104
Hi Heat Coating	104

LS Performance Parts 105-111

Spark Plug Wires & Accessories

Universal Lead Sets & Accessories	112
Replacement Boots & Terminals	113

Golf Cart Accessories 114

Workshop Equipment 115

Basic Assembly Tips

Rotary Oil Cooler	116
Carburetted Fuel System	117
Common EFI Fuel System	117

Performance Gaskets

Cometic	
Head Gaskets	118
Exhaust Manifold Gaskets	121
Valve Re grind/Top End Gasket Kits	121
Conversion/Bottom End Gasket Kits	121

Performance Oils & Additives

Royal Purple	
Motor Oil	122
Racing Oil	123
ATF Fluid	123
Gear Oil	124
Break-In Oil	124
Additives	125-126

Racing Fuels & Additives

VP Racing Fuel	
VP Fuel Additives	127-128
Leaded Fuel	129
Unleaded Fuel	129
Methanol	129

Workshop Consumables

Dynatex Products	130
FMS Products	131

Tyres

Performance	132
Whitewall	132
Mud Terrain/4X4	133
Raised White Lettering	133
Trailer & Truck	133

Exhaust

Tubing, Bends & Donuts	134
Reducers, Y-Pipes, X-Pipes	135
Hangers & Rubbers	136
Turbo Flanges	136
Flanges	137
V-Band Flanges	137
Band Clamps	137
Flex-Joints	137
Mufflers	138-141
Resonators	142
Catalytic Converters	142
Headers	144-148
Exhaust Systems	148



BROWSE
THOUSANDS
OF PRODUCTS
& ORDER
ONLINE



ASK US... Can't find what you're looking for? Let us know! We may be able to source it.
 Call: 09 256 1120 | Email: parts@staparts.co.nz

3 KEY ELEMENTS TO PLUMBING

To plumb your vehicle with a minimum amount of time and money, you should understand the basics about hose, hose ends and adapter fittings. Hose diameters are assigned AN numbers. Using your hose size, choose from the chart below to find the AN equivalent for hose, hose ends and adapter fittings. *Example: 3/8" standard hose = -6AN.*

1 HOSE SIZE	2 HOSE END STYLE	3 ADAPTER	FINISHED PRODUCT
	Straight, 45, 90, 120, 150, 180 (Same AN size as hose)	Adapt AN to NPT Example: -6AN to 3/8" NPT	

SIZING CHARTS

MALE AN ADAPTER SIZES

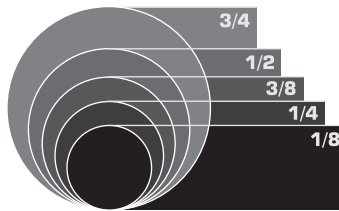
"AN" (Army-Navy) sizes were established by the Aerospace industry many years ago. The silhouettes below are approximate sizes of common AN thread sizes.



NPT THREAD SIZES

"NPT" (National Pipe Thread) is the second most popular thread size used in Competition Plumbing.

This diagram indicates approximate pipe thread sizes.



AN THREAD SIZES

AN SIZE	METAL TUBE O.D.	THREAD SIZE
-3	3/16"	3/8" - 24 SAE
-4	1/4"	7/16" - 20 SAE
-6	3/8"	9/16" - 18 SAE
-8	1/2"	3/4" - 16 SAE
-10	5/8"	5/8" - 14 SAE
-12	3/4"	3/4" - 12 SAE
-16	1"	1-5/16" - 12 SAE
-20	1-1/4"	1-5/8" - 12 SAE

B-NUT SIZES

The silhouettes below are approximate sizes of common types of fittings, hose ends and adapters. The number below dash number is SAE wrench size equivalent.



RUSSELL PROCLASSIC

ALL THE PERFORMANCE WITH LESS WEIGHT

For racers and performance enthusiasts who want high quality plumbing that's lighter and easier to assemble than traditional braided steel hose, Russell ProClassic hose is the perfect choice. It features a lightweight nylon fiber outer braid with a CPE inner liner, and a maximum pressure rating of 350 psi. It is capable of handling nearly every plumbing task on your car and is safe to use with fuel, oil, or antifreeze. A choice of matching black or blue/red anodized aluminum hose ends and adapters are available to allow connection to most fuel pumps, carbs, cooling systems and oil lines.

- Lightweight tough nylon fiber covered hose is rated up to 350 psi
- Easy to cut and assemble without special tools
- Your choice of Russell Full Flow, STA or M&H Easy Fit, Non-swivel, Swivel, STA Cutter hose ends or Russell ProClassic crimp-on
- Match with Black or Blue/Red adapters for many applications
- Approved by NHRA for use in competition

INNER COIL

These Inner Coils can be inserted into Russell ProClassic Hose to prevent collapsing caused by vacuum, sharp turns, etc.



AN SIZE	I.D	O.D	MAX PSI	TYPICAL USE	RUSSELL
-4	7/32" / 5.50mm	1/2"	350	Fuel, oil, antifreeze	E630263
-6	11/32" / 8.70mm	9/16"	350	Fuel, oil, antifreeze	E630283*
-8	7/16" / 11.10mm	5/8"	350	Fuel, oil, antifreeze	E630303
-10	9/16" / 14.20mm	25/32"	350	Fuel, oil, antifreeze	E630323
-12	11/16" / 17.40mm	29/32"	350	Fuel, oil, antifreeze	E630343
-16	7/8" / 22.00mm	1-1/8"	350	Fuel, oil, antifreeze	E630353

*Black no trace.

Sold per foot

AN SIZE	LENGTH	RUSSELL
-16	4'	E651316



RUSSELL PROCLASSIC II

IF A TRADITIONAL LOOKING HOSE IS YOUR CHOICE, RUSSELL PROCLASSIC II IS THE ANSWER

ProClassic II hose features an all-black nylon fiber braided outer cover over a Chlorinated Polyethylene (CPE) synthetic rubber inner line for abrasion resistance. The CPE inner liner incorporates a bonded multi-braid stainless wire that improves bend radius with less possibility of collapsing when routing hoses in tight areas.

ProClassic II hose has a maximum working pressure rate at 350 psi and is safe for use with fuel, oil and antifreeze. A choice of matching black or blue/red anodized aluminum hose ends and adapter fittings available.

- CPE inner liner is supported by a multi-wire stainless braid to increase flexibility
- Hose is rated at 350 psi
- Your choice of Russell Full Flow, STA or M&H Easy Fit, Non-swivel, Swivel, STA Cutter hose ends or Russell ProClassic crimp-on
- Use same cutting procedure as braided hoses

TIP: For competition AN sizes where reduced weight is needed, use Russell lightweight ProClassic Crimp-On hose ends.



AN SIZE	I.D	O.D	MAX PSI	TYPICAL USE	RUSSELL	M&H
-4	7/32" / 5.50mm	1/2"	350	Fuel, oil, antifreeze	E630255	E630255MH
-6	11/32" / 8.70mm	9/16"	350	Fuel, oil, antifreeze	E630275	E630275MH
-8	7/16" / 11.10mm	5/8"	350	Fuel, oil, antifreeze	E630295	E630295MH
-10	9/16" / 14.20mm	25/32"	350	Fuel, oil, antifreeze	E630315	E630315MH
-12	11/16" / 17.40mm	29/32"	350	Fuel, oil, antifreeze	E630335	E630335MH
-16	7/8" / 22.00mm	1-1/8"	350	Fuel, oil, antifreeze	E630355	E630355MH

Sold per foot

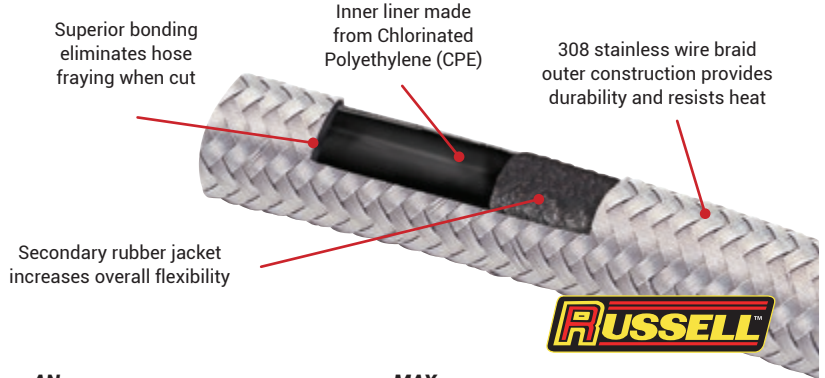
ASK US...

Can't find what you're looking for? Let us know! We may be able to source it.
Call: 09 256 1120 | Email: parts@staparts.co.nz

RUSSELL PROFLEX
MORE PROFESSIONALS CHOOSE PROFLEX HOSE

For maximum protection and reliability, choose Russell ProFlex performance hose. Constructed with a stainless steel outer braid that resists abrasion and corrosion, ProFlex hose has a reinforced Chlorinated Polyethylene (CPE) synthetic rubber liner with a nylon inner braid that will not collapse under extreme heat, yet is extremely flexible.

- Stainless steel covering for a more attractive installation that is abrasion resistant
- Temperature range of -40° F to +350° F for a wider variety of uses and routing
- Compatible with all hydrocarbon & alcohol-based fuels, lubricants & additives
- Your choice of Russell Full Flow, STA or M&H Easy Fit, Non-swivel, Swivel, STA Cutter hose ends or Russell ProClassic crimp-on
- Approved by NHRA for use in competition




AN SIZE	I.D	O.D	MAX PSI	TYPICAL USE	RUSSELL
-4	7/32" / 5.50mm	1/2"	1000	Small oil and fuel lines, fuel gauges, and vacuum lines	E630250
-20	1-1/8" / 28.50mm	1-7/16"	750	Fuel, oil, water lines	E632330

Sold per foot

RUSSELL PRORACE
MAXIMUM PROTECTION AND RELIABILITY

Superior ProRace hose has the same features as ProFlex but with a specially formulated CPE synthetic inner liner that is embedded with a partial coverage stainless steel inner braid, then bonded together by a full coverage stainless outer braid for superior strength.

- Stainless steel covering for a more attractive installation that is abrasion resistant
- Temperature range of -40° F to +350° F for a wider variety of uses and routing
- Compatible with all hydrocarbon and alcohol-based fuels, lubricants and additives
- Available in a wide range of AN sizes to meet your needs
- Your choice of Russell Full Flow, STA or M&H Easy Fit, Non-swivel, Swivel, STA Cutter hose ends or Russell ProClassic crimp-on
- Use with an adapter fittings in either Endura or anodized finishes
- Approved by NHRA for use in competition



AN SIZE	I.D	O.D	MAX PSI	TYPICAL USE	RUSSELL	M&H
-4	7/32" / 5.50mm	1/2"	1500	Small Oil Fuel Lines Fuel Gauges Vacuum Lines	E633820	E633820MH
-6	11/32" / 8.70mm	9/16"	1500	Carb, Fuel & Oil Lines	-	E633840MH
-8	7/16" / 11.10mm	11/16"	1500	Fuel, Oil & Water Lines	E633860	E633860MH
-10	9/16" / 14.20mm	13/16"	1250	Fuel, Oil & Water Lines Heater Hoses	E633880	E633880MH
-12	11/16" / 17.40mm	15/16"	1000	Fuel, Oil & Water Lines Heater Hoses	E633890	E633890MH
-16	7/8" / 22.00mm	1-1/8"	750	Fuel, Oil & Water Lines Heater Hoses	E633910	-

Sold per foot

EARLS AUTO-FLEX
HIGH QUALITY STAINLESS STEEL BRAIDED HOSE

Earl's AUTO-FLEX stainless steel braid-protected synthetic rubber hose is manufactured to specifications in the USA. A partial coverage textile inner braid is imbedded in the liner during manufacture. The hose is finished with a full coverage stainless steel braid which is bonded to the reinforced liner. The liner is known as H.T.E (not to be confused with PTFE) and it is the highest quality of synthetic neoprene liner on the market. Continuous use temperature rating is - 40 to + 350 degrees F. Auto-Flex hose is intended for use with Swivel-Seal, Auto-Fit and Auto-Crimp hose ends only. No other Earl's hose ends are intended for use with Auto-Flex hose. The use of other manufacturers hose ends is also not recommended with this hose as it does not work with lower quality import fittings. PSI rating is determined by many factors including hose end in use and assembly method.



AN SIZE	I.D	O.D	MAX PSI	TYPICAL USE	EARLS
-6			1500	ATF, Coolant, Oil, Race Gas	EARLS300006ERL
-8			1500	ATF, Coolant, Oil, Race Gas	EARLS300008
-10			1500	ATF, Coolant, Oil, Race Gas	EARLS300010
-12			1500	ATF, Coolant, Oil, Race Gas	EARLS300012

Sold per foot

BRAIDED

Stainless steel braided hose is constructed with a stainless steel outer braid that resists abrasion and corrosion yet remains extremely flexible.

- Stainless steel covering for a more attractive installation that is abrasion resistant
- Temperature range of -5°C to 180°C
- Available in a wide range of AN sizes
- For use with all Swivel and Cutter fittings.

WATER & OIL BREATHER LINES ONLY

AN SIZE	I.D	O.D	MAX PSI	TYPICAL USE	STA
-6	11/16"	9/16"	250	Water, oil breather lines	STA0721-6
-8	7/16"	5/8"	250	Water, oil breather lines	STA0721-8
-10	9/16"	25/32"	250	Water, oil breather lines	-
-12	11/16"	29/32"	250	Water, oil breather lines	-
-16	7/8"	1-1/8"	250	Water, oil breather lines	-

Sold per foot

POWERFLEX PTFE FOR BRAKE LINES

Russell PowerFlex stainless steel braided hose is specifically designed for high performance brake applications, features the combination of a PTFE inner liner with the corrosion and abrasion resistance of stainless steel braid for maximum pressure use.

- PTFE Inner Liner with a 308 Stainless Steel Braid
- Use with -3 and -4 Endura Adapter Fittings

NON D.O.T. APPROVED HOSE FOR OFF-ROAD USE ONLY.

FOR POWER STEERING LINES

For high pressure power steering lines, PowerFlex hose is the preferred choice. When used in conjunction with Russell's PowerFlex hose ends, the result is a durable and professional hose that resists leaks and provides years of service. A choice of power steering adapters is available to allow the connection to most pumps, feed, pressure and return lines.

- PTFE Inner Liner with 308 Stainless Steel Braid
- Corrosion Resistant Ultra Bright Endura Finish

NON D.O.T. APPROVED HOSE FOR OFF-ROAD USE ONLY.

AN SIZE	I.D.	O.D	MAX PSI	RUSSELL STAINLESS	M&H BLACK NYLON
BRAKE HOSE					
-3	1/8"	6	2500	E633930	-
-3			1000	-	STA0725N-03-BLK
-4	3/16"	7	2500	E633960	-
-4			1000	-	STA0725N-04-BLK
				Sold per foot	Sold per foot
POWER STEERING HOSE					
-6	11/32"	11.50	2500	E632600	-
-6			1000	-	STA0725N-06-BLK
-8	7/16"	15	2500	E632660	-
-8			1000	-	STA0725N-08-BLK
-10	9/16"	17	1000	-	STA0725N-10-BLK
-12	11/16"	20	1000	-	STA0725N-12-BLK
				3ft length	Sold per foot

ALUMINUM FUEL LINE LIGHTWEIGHT, INEXPENSIVE & EASY TO USE

Russell's aluminum fuel line is available in three sizes and three finishes to fit virtually any fuel system. Used where a flexible fuel line is not required, it is easily contoured to route along frame rails and chassis tubes. Connect to fuel line adapters using tube nuts and tube sleeves and a 37" flaring tool or Russell Hard Tube Adapters. Rated up to 250 psi.

Russell Fuel line adapters can connect to 3/8" or 1/2" aluminum tube to -6 or -8 adapters. These fuel line adapters feature a unique crimp design which now eliminates tube flaring. Available in male or female ends for 3/8" or 1/2" tubing these adapters are offered in an anodized Red/Blue finish, or Black/Silver finish to complete your customized look.

- Used for routing the fuel line along frame rails and to Y-Blocks or pump to carb
- Available in Blue, Black or Natural.

AN SIZE	TUBE SIZE	MAX PSI	COLOUR	RUSSELL	M&H
-6	3/8"	250	Blue	E639250	-
-6	3/8"	250	Black	E639253	E639253MH
-6	3/8"	250	Natural	E639480	E639480MH
-8	1/2"	250	Natural	E639490	E639490MH
-8	1/2"	250	Black	E639273	E639273MH
-10	5/8"	250	Natural	-	E639300MH


Sold in 25ft lengths

ASK US... Can't find what you're looking for? Let us know! We may be able to source it.
Call: 09 256 1120 | Email: parts@staparts.co.nz

EARL'S STEEL ZINC HARDLINE TUBING

Earl's steel hardline is a double wall low carbon steel, copper brazed tubing that is Zinc plated. The zinc plated tubing provides great corrosion resistance and good value.

- Ideal for use on all automotive hardline systems - brake lines, transmission cooler lines, fuel lines, etc.
- Zinc plated
- DOT Approved for Hydraulic Brake Systems



AN SIZE	TUBE SIZE	LENGTH	COLOUR	EARLS
-4	3/16"	25ft	Copper	EARLSZC631625ERL

TWIST-LOK HIGH-QUALITY HOSE FOR THE "COST-CONSCIOUS" RACER

For the enthusiast looking for a quality performance hose while wanting to save assembly time and money, Russell Twist-Lok hose is the way to go. Flexible and lightweight, this hose is ideal for most automotive applications where a stainless steel braided line is not necessary.

- Approved by NHRA for use in competition
- Compatible with hydrocarbon and alcohol based fuel, lubricants and additives
- Lightweight and flexible
- Works with all AN adapter fittings
- Use with reusable Twist-Lok or Twist 'n' Fit hose ends in red/blue and black anodized finish
- Pressure rated up to 250 psi - suitable for most fuel and oil systems.

NOT FOR POWER STEERING APPLICATIONS.



Barb hose end technology allows quick, trouble-free assembly without special tools

Made of extruded, CPE compound compatible with most fluids

High-quality elastomer cover... excellent flexibility and resistance to abrasion



AN SIZE	I.D	O.D	MAX PSI	TYPICAL USE	RUSSELL
BLUE					
-4	1/4" / 6.3mm	15/32"	250	Small oil & fuel lines	E634300
-6	3/8" / 9.5mm	5/8"	250	Fuel & oil lines	E634310
-8	1/2" / 12.70mm	23/32"	250	Fuel, oil, water lines	E634320
-10	5/8" / 15.80mm	13/16"	250	Fuel, oil, water lines, heater hoses	E634330
BLACK					
-6	3/8" / 9.5mm	5/8"	250	Fuel & oil lines	E634313
-8	1/2" / 12.70mm	23/32"	250	Fuel, oil, water lines	E634323
-10	5/8" / 15.80mm	13/16"	250	Fuel, oil, water lines, heater hoses	E634333

Sold per foot

HEATER HOSE BLACK RUBBER

WATER LINES ONLY



SIZE	I.D	MAX PSI	TYPICAL USE	STA
BLACK				
6mm	7/32"	100	Water only	STA0732-6MM
13mm	7/16"	100	Water only	STA0735-13MM
16mm	9/16"	100	Water only	STA0735-16MM
19mm	3/4"	100	Water only	STA0735-19MM

Sold per foot

HOSE SIZE GUIDE (O.D)

AN SIZE	BLACK BRAIDED HOSE (O.D)	STEEL BRAIDED HOSE (O.D)	RUBBER HOSE (O.D)	TEFLON HOSE (O.D)	HARDLINE HOSE (O.D)
-3AN	-	-	-	7.15mm	-
-4AN	11.5mm	10.5mm	12.6mm	8.80mm	-
-6AN	14.0mm	14.4mm	16.0mm	11.8mm	9.5mm
-8AN	16.6mm	16.5mm	19.6mm	15.0mm	12.7mm
-10AN	20.6mm	20.5mm	23.0mm	17.2mm	15.9mm
-12AN	24.1mm	23.8mm	-	20.4mm	-
-16AN	30.3mm	29.0mm	-	-	-

NOTE: Hose sizing chart is to be used as a guide only.

TWIN BILLET SEPARATOR

Billet aluminum hose separators are a safe and convenient way of routing engine wiring and hoses.

- Billet alloy construction
- Lightweight design
- Two piece construction
- Available in red, blue, chrome and black



I.D		SUIT	STA	RED	BLUE	CHROME	BLACK
1/4"	6.4mm	Refer Hose Size Guide	STAJN0209-04	-	-	-	-BLK
5/16"	7.9mm	Refer Hose Size Guide	STAJN0209-05	-	-	-	-BLK
3/8"	9.5mm	Refer Hose Size Guide	STAJN0209-06	-	-	-	-BLK
7/16"	11.1mm	Refer Hose Size Guide	STAJN0209-07	-R	-BL	-C	-BLK
-	13.5mm	Refer Hose Size Guide	STAJN0209-19	-	-	-	-BLK
9/16"	14.3mm	Refer Hose Size Guide	STAJN0209-09	-R	-BL	-C	-BLK
5/8"	15.9mm	Refer Hose Size Guide	STAJN0209-10	-	-	-	-BLK
21/32"	16.7mm	Refer Hose Size Guide	STAJN0209-22	-	-	-	-BLK
11/16"	17.5mm	Refer Hose Size Guide	STAJN0209-11	-R	-BL	-C	-BLK
13/16"	20.6mm	Refer Hose Size Guide	STAJN0209-13	-R	-BL	-C	-BLK
15/16"	23.8mm	Refer Hose Size Guide	STAJN0209-15	-R	-BL	-C	-BLK

NOTE: Please add colour suffix to Part # when ordering i.e. Red - STAJN0209-07-R
Refer to Hose Size Guide.

Sold individually

SINGLE BILLET P-CLAMP

- Billet Anodized
- Works with all Braided, Silicone Or Nylon Braided Lines
- Completely Reusable



I.D		SUIT	STA	RED	BLUE	CHROME	BLACK
1/4"	6.4mm	Refer Hose Size Guide	STAJP0209-04	-R	-BL	-C	-BLK
5/16"	7.9mm	Refer Hose Size Guide	STAJP0209-05	-R	-BL	-C	-BLK
3/8"	9.5mm	Hardline -6AN	STAJP0209-06	-R	-BL	-C	-BLK
7/16"	11.1mm	Refer Hose Size Guide	STAJP0209-07	-R	-BL	-C	-BLK
1/2"	12.7mm	Hardline -8AN	STAJP0209-08	-R	-BL	-C	-BLK
9/16"	14.3mm	Refer Hose Size Guide	STAJP0209-09	-R	-BL	-C	-BLK
5/8"	15.9mm	Hardline -10AN	STAJP0209-10	-R	-BL	-C	-BLK
3/4"	19.1mm	Refer Hose Size Guide	STAJP0209-12	-R	-BL	-C	-BLK

NOTE: Please add colour suffix to Part # when ordering i.e. Red - STAJP0209-16-R
Refer to Hose Size Guide.

Sold individually

RUBBER LINED P-CLAMPS

Designed for use holding pipes, hoses, tubing, cables, wires etc. Rubber lining to provide protection against impacts and vibration, ideally suited for use in automotive, plumbing, marine, electrical, power equipment.



SIZE	SUIT	TRIDON	M&H
6mm	Refer Hose Size Guide	TRITRLC6P	TRITRLC6PMH
8mm	Refer Hose Size Guide	TRITRLC8P	TRITRLC8PMH
10mm	Refer Hose Size Guide	TRITRLC10P	TRITRLC10PMH
12.7mm	Refer Hose Size Guide	TRITRLC13P	TRITRLC13PMH
14.3mm	Refer Hose Size Guide	TRITRLC14P	TRITRLC14PMH
16mm	Refer Hose Size Guide	TRITRLC16P	TRITRLC16PMH
19mm	Refer Hose Size Guide	TRITRLC19P	TRITRLC19PMH
21mm	Refer Hose Size Guide	TRITRLC21P	TRITRLC21PMH
22mm	Refer Hose Size Guide	TRITRLC22P	TRITRLC22PMH
29mm	Refer Hose Size Guide	TRITRLC29P	TRITRLC29PMH

Sold individually. *Sold in Packs of 10*

HOSE SEPARATORS



I.D	SUIT	STA	RED	BLUE	CHROME	BLACK
6.56mm	Refer Hose Size Guide	STAJ0209-3	-	-BL	-C	-
11.32mm	Refer Hose Size Guide	STAJ0209-4	-R	-BL	-C	-BLK
14.20mm	Refer Hose Size Guide	STAJ0209-6	-R	-BL	-C	-BLK
16.08mm	Refer Hose Size Guide	STAJ0209-8	-R	-BL	-C	-BLK
20.16mm	Refer Hose Size Guide	STAJ0209-10	-R	-BL	-C	-BLK
23.44mm	Refer Hose Size Guide	STAJ0209-12	-R	-BL	-C	-

NOTE: Please add colour suffix to Part # when ordering i.e. Red - STAJ0209-12-**R**
Refer to Hose Size Guide.

Sold in pairs

PERFORATED MICRO BAND CLAMPS

Flexible stainless steel perforated band combined with the zinc plated carbon steel screw deliver low free torque for ease of installation and high strength.

- Band - 301 Stainless Steel (8.0mm wide)
- Housing - Carbon Steel Zinc Plated Screw
- Carbon Steel Zinc Plated (6mm slotted hex head)



SIZE	TRIDON	M&H
6-16mm	TRIMH004P	TRIMH004PMH
11-18mm	TRIMH005P	TRIMH005PMH
13-22mm	TRIMH008P	TRIMH008PMH
17-32mm	TRIMH012P	TRIMH012PMH
18-38mm	TRIMH016P	TRIMH016PMH
33-51mm	TRIMH024P	TRIMH024PMH

Sold individually. *Sold in Packs of 4*

HEAVY DUTY T-BOLT CLAMPS

- Stainless Steel



SIZE	M&H
1.5"	48mm (44-50mm) MHC1.5
1.75"	54mm (50-58mm) MHC1.75
2"	59mm (54-62mm) MHC2
2.25"	65mm (60-68mm) MHC2.25
2.5"	73mm (68-76mm) MHC2.5
3"	88mm (82-90mm) MHC3
3.5"	99mm (89-99mm) MHC3.5
4"	112mm (106-114mm) MHC4

Sold individually

NA SERIES - NUT & BOLT

SIZE	TRIDON
12-14mm	TRINA1214

Sold individually.



TIP

Part numbers highlighted Blue will link you to our websites product page for pricing & stock availability.



ANODIZED ALUMINUM & CHROME TUBE SEAL® HOSE ENDS

Designed to add that finishing hose end appearance with the ease of installation of a hose clamp. Tube Seals include all necessary hose clamps.



AN SIZE	APPLICATION	RED RUSSELL	BLUE RUSSELL	CHROME RUSSELL	BLACK/SILVER RUSSELL
-4	1/4" vacuum hose	E620250	E623250	E622250	-
-6	5/16" fuel hose	E620260	E623260	E622260	E620263
-8	3/8" fuel hose	E620270	E623270	E622270	E620273
-10	1/2" heater hose	E620190	E623190	E622190	E620193
-12	Universal	E620200	E623200	E622200	E620203

Sold individually

HOSE FINISHERS

Aluminum hose finishers offer an attractive finish to large hoses, such as radiator and cooling system hose. Stainless steel hose clamp included.



AN SIZE	I.D	STA	RED	BLUE	CHROME	BLACK
SMALL						
-4	12.80mm	STAG0209-4	-R	-BL	-C	-BLK
-6	16.00mm	STAG0209-6	-R	-BL	-C	-BLK
-8	17.75mm	STAG0209-8	-R	-BL	-C	-BLK
-10	21.00mm	STAG0209-10	-R	-BL	-C	-BLK
-12	25.00mm	STAG0209-12	-R	-BL	-C	-BLK
-16	30.58mm	STAG0209-16	-R	-BL	-C	-BLK

NOTE: Please add colour suffix to Part # when ordering i.e. Red - STAG0209-4-R

Sold in pairs

LARGE						
-24	44.50mm	STAG0209-24	-R	-BL	-C	-BLK
-28	48.90mm	STAG0209-28	-R	-BL	-C	-BLK
-30	52.40mm	STAG0209-30	-R	-BL	-C	-BLK
-32	55.40mm	STAG0209-32	-R	-BL	-C	-BLK

NOTE: Please add colour suffix to Part # when ordering i.e. Red - STAG0209-24-R

Sold each



FULL FLOW 360° SWIVEL HOSE ENDS
 USE WITH BRAIDED PROCLASSIC & PRORACE HOSE



AN SIZE	I.D	RED/BLUE STA	BLACK M&H
45° END (SWIVEL)			
-4	3/16"	STAE0250-4-45	MHE0250-4-45-BLK
-6	9/32"	STAE0250-6-45	MHE0250-6-45-BLK
-8	3/8"	STAE0250-8-45	MHE0250-8-45-BLK
-10	31/64"	STAE0250-10-45	MHE0250-10-45-BLK
-12	9/16"	STAE0250-12-45	MHE0250-12-45-BLK
-16		-	MHE0250-16-45-BLK
60° END (SWIVEL)			
-4	3/16"	STAE0250-4-60	MHE0250-4-60-BLK
-6	9/32"	STAE0250-6-60	MHE0250-6-60-BLK
-8	3/8"	STAE0250-8-60	MHE0250-8-60-BLK
-10	31/64"	STAE0250-10-60	MHE0250-10-60-BLK
-12	9/16"	STAE0250-12-60	MHE0250-12-60-BLK
90° END (SWIVEL)			
-4	3/16"	STAE0250-4-90	MHE0250-4-90-BLK
-6	9/32"	STAE0250-6-90	MHE0250-6-90-BLK
-8	3/8"	STAE0250-8-90	MHE0250-8-90-BLK
-10	31/64"	STAE0250-10-90	MHE0250-10-90-BLK
-12	9/16"	STAE0250-12-90	MHE0250-12-90-BLK
-16		-	MHE0250-16-90-BLK
120° END (SWIVEL)			
-4	3/16"	STAE0250-4-120	MHE0250-4-120-BLK
-6	9/32"	STAE0250-6-120	MHE0250-6-120-BLK
-8	3/8"	STAE0250-8-120	MHE0250-8-120-BLK
-10	31/64"	STAE0250-10-120	MHE0250-10-120-BLK
150° END (SWIVEL)			
-4	3/16"	STAE0250-4-150	MHE0250-4-150-BLK
-6	9/32"	STAE0250-6-150	MHE0250-6-150-BLK
-8	3/8"	STAE0250-8-150	MHE0250-8-150-BLK
-10	31/64"	STAE0250-10-150	MHE0250-10-150-BLK
180° END (SWIVEL)			
-4	3/16"	STAE0250-4-180	MHE0250-4-180-BLK
-6	9/32"	STAE0250-6-180	MHE0250-6-180-BLK
-8	3/8"	STAE0250-8-180	MHE0250-8-180-BLK
-10	31/64"	STAE0250-10-180	MHE0250-10-180-BLK

EASY FIT SWIVEL & NON-SWIVEL HOSE ENDS

USE WITH BRAIDED LINE

Swivel hose ends are ideal for permanent or temporary lines due to their screw tight seal and reusability. Unlike cutter hose ends, Easy Fit hose ends can be disconnected from hosing and reused.

- Suit both NPT and metric adapters
- Anti-leak angled seat
- Type II Anodize



AN SIZE	I.D	RED/BLUE STA	RED/BLUE RUSSELL	BLACK M&H
STRAIGHT END (NON SWIVEL)				
-4	3/16"	STAE0209-4-STR	-	MHE0209-4-STR-BLK
-6	9/32"	STAE0209-6-STR	-	MHE0209-6-STR-BLK
-8	3/8"	STAE0209-8-STR	-	MHE0209-8-STR-BLK
-10	31/64"	STAE0209-10-STR	-	MHE0209-10-STR-BLK
-12	9/16"	STAE0209-12-STR	-	MHE0209-12-STR-BLK
-16	3/4"	STAE0209-16-STR	E610060	MHE0209-16-STR-BLK
-20	-	-	E610070	-

360° SWIVEL HOSE ENDS

DESIGNED TO BE USED WITH PROFLEX, PRORACE, PROCLASSIC AND PROCLASSIC II HOSE

Russell Full Flow Swivel Hose Ends swivel 360° to maximize hose installation allowing for quick alignment of ends after hose assembly. These Full flow swivel hose ends are completely re-usable and feature a unique taper design for ease of installation. Full Flow Swivel hose ends use mandrel bent tubing for superior flow.

- Lightweight aluminum hose ends are completely reusable, and interchangeable
- 360° of adjustability after assembly, with unique taper design
- 37° angled sealing surface guarantees a positive anti-leak seal
- Accepts a variety of lightweight aluminum AN style adapters & fittings
- Type II Anodize Hardened.



AN SIZE	I.D	RED/BLUE STA	RED/BLUE RUSSELL	BLACK M&H
45° END (SWIVEL)				
-4	3/16"	STAE0209-4-45	-	MHE0209-4-45-BLK
-6	9/32"	STAE0209-6-45	-	MHE0209-6-45-BLK
-8	3/8"	STAE0209-8-45	-	MHE0209-8-45-BLK
-10	31/64"	STAE0209-10-45	-	MHE0209-10-45-BLK
-12	9/16"	STAE0209-12-45	-	MHE0209-12-45-BLK
-16	3/4"	STAE0209-16-45	-	MHE0209-16-45-BLK
-20	-	-	E610140	-



AN SIZE	I.D	RED/BLUE STA	RED/BLUE RUSSELL	BLACK M&H
60° END (SWIVEL)				
-4	3/16"	-	-	-
-6	9/32"	STAE0209-6-60	-	MHE0209-6-60-BLK
-8	3/8"	STAE0209-8-60	-	MHE0209-8-60-BLK
-10	31/64"	STAE0209-10-60	-	MHE0209-10-60-BLK
-12	9/16"	STAE0209-12-60	-	MHE0209-12-60-BLK
-16	3/4"	-	-	-

ASK US...

Can't find what you're looking for? Let us know! We may be able to source it.
Call: 09 256 1120 | Email: parts@staparts.co.nz



AN SIZE	I.D	RED/BLUE STA	RED/BLUE RUSSELL	BLACK M&H
90° END (SWIVEL)				
-4	3/16"	STAE0209-4-90	-	MHE0209-4-90-BLK
-6	9/32"	STAE0209-6-90	-	MHE0209-6-90-BLK
-8	3/8"	STAE0209-8-90	-	MHE0209-8-90-BLK
-10	31/64"	STAE0209-10-90	-	MHE0209-10-90-BLK
-12	9/16"	STAE0209-12-90	-	MHE0209-12-90-BLK
-16	3/4"	STAE0209-16-90	-	MHE0209-16-90-BLK
-20	-	-	E610210	-



120° END (SWIVEL)				
-4	3/16"	STAE0209-4-120	-	MHE0209-4-120-BLK
-6	9/32"	STAE0209-6-120	-	MHE0209-6-120-BLK
-8	3/8"	STAE0209-8-120	-	MHE0209-8-120-BLK
-10	31/64"	STAE0209-10-120	-	MHE0209-10-120-BLK
-12	9/16"	STAE0209-12-120	-	MHE0209-12-120-BLK
-16	3/4"	STAE0209-16-120	-	-

*Non-swivel



150° END (SWIVEL)				
-4	3/16"	STAE0209-4-150	-	MHE0209-4-150-BLK
-6	9/32"	STAE0209-6-150	-	MHE0209-6-150-BLK
-8	3/8"	STAE0209-8-150	-	MHE0209-8-150-BLK
-10	31/64"	STAE0209-10-150	-	MHE0209-10-150-BLK
-12	9/16"	STAE0209-12-150	-	MHE0209-12-150-BLK
-16	3/4"	STAE0209-16-150	-	-



180° END (SWIVEL)				
-4	3/16"	STAE0209-4-180	-	MHE0209-4-180-BLK
-6	9/32"	STAE0209-6-180	-	MHE0209-6-180-BLK
-8	3/8"	STAE0209-8-180	-	MHE0209-8-180-BLK
-10	31/64"	STAE0209-10-180	-	MHE0209-10-180-BLK
-12	9/16"	STAE0209-12-180	-	MHE0209-12-180-BLK
-16	3/4"	STAE0209-16-180	-	MHE0209-16-180-BLK

COLOURED NUTS FOR SWIVEL ENDS

AN SIZE	STA	RED	GREEN	PURPLE	GOLD	POLISHED
-4	STAE-NUT	-R	-GRE	-PUR	-GOL	-POL
-6	STAE-NUT	-R	-GRE	-PUR	-GOL	-POL
-8	STAE-NUT	-R	-GRE	-PUR	-GOL	-POL
-10	STAE-NUT	-RED	-GRE	-PUR	-GOL	-POL
-12	STAE-NUT	-RED	-GRE	-PUR	-GOL	-POL
-16	STAE-NUT	-R	-GRE	-PUR	-GOL	-POL

NOTE: Please add your AN Size & Colour suffix to Part # when ordering
i.e. Green - STAE-NUT-4-GRE. Nuts sold seperately.



BEFORE:
M&H 90° Swivel Hose End



AFTER:
M&H 90° Swivel Hose End
fitted with Gold Nut

SWIVEL HOSE ENDS

USE WITH BRAIDED LINE

Swivel hose ends are ideal for permanent or temporary lines due to their tight seal and reusability. Unlike cutter hose ends, swivel hose ends can be disconnected from housing and reused.



FEMALE AN SIZE	MALE AN SIZE	RED/BLUE STA	BLACK M&H
STRAIGHT END			
-6	-6	STAAN8401-6	MHAN8401-6-BLK
-8	-8	STAAN8401-8	MHAN8401-8-BLK
-10	-10	STAAN8401-10	MHAN8401-10-BLK
45° ELBOW			
-6	-6	STAAN8045-6	MHAN8045-6-BLK
-8	-8	STAAN8045-8	MHAN8045-8-BLK
-10	-10	STAAN8045-10	MHAN8045-10-BLK
-12	-12	STAAN8045-12	
90° ELBOW			
-4	-4	STAAN8090-4	MHAN8090-4-BLK
-6	-6	STAAN8090-6	MHAN8090-6-BLK
-8	-8	STAAN8090-8	MHAN8090-8-BLK
-10	-10	STAAN8090-10	MHAN8090-10-BLK
-12	-12	STAAN8090-12	-

RUSSELL PROFLEX, PRORACE & PROCLASSIC HOSE WITH EASY FIT SWIVEL HOSE ENDS



Step 1:

Using electrical or race tape, tightly wrap the hose at the point you are going to cut. (This helps to prevent the wire braid from fraying)

Hold the hose firmly in a vice close to the tape

Using a sharp hacksaw (with two blades opposing one another or an abrasive cut-off wheel) cut through the tape

Trim off any frayed ends and remove the tape



Step 2:

Unscrew the red socket of the hose end from the nipple

Secure the socket in a vice using soft vice jaws and push the hose into the socket by turning it counter-clockwise. The hose will stop at the bottom step of the socket.



Step 3:

Place the nipple assembly of the hose end in a vice using soft vice jaws

Apply assembly lube to the threads of the socket and to the nipple assembly

Generously lubricate the inside of the hose with rubber grease or lube. I.e: Russell #E671570 or Dynatex #DYN49593



Step 4:

Start the socket over the nipple by hand and tighten as far as possible by hand

Using an AN wrench, tighten until it reaches the nipple hex or when there is no more than 1/16" gap between the nipple/socket assembly.



Finished hose assembly.



**ALWAYS LUBRICATE AN THREADS.
CLEAN & PRESSURE TEST ALL HOSE ASSEMBLIES BEFORE INSTALLATION**

ASK US...

Can't find what you're looking for? Let us know! We may be able to source it.
Call: 09 256 1120 | Email: parts@staparts.co.nz

FULL FLOW HOSE ENDS
FOR USE WITH NYLON BRAIDED PTFE LINED HOSE



AN SIZE	BLACK M&H
STRAIGHT	
-3	MHE0836-3-STR-BLK
-4	MHE0836-4-STR-BLK
-6	MHE0836-6-STR-BLK
-8	MHE0836-8-STR-BLK
-10	MHE0836-10-STR-BLK
-12	MHE0836-12-STR-BLK

AN SIZE	BLACK M&H
45°	
-3	MHE0836-3-45-BLK
-4	MHE0836-4-45-BLK
-6	MHE0836-6-45-BLK
-8	MHE0836-8-45-BLK
-10	MHE0836-10-45-BLK
-12	MHE0836-12-45-BLK

AN SIZE	BLACK M&H
90°	
-3	MHE0836-3-90-BLK
-4	MHE0836-4-90-BLK
-6	MHE0836-6-90-BLK
-8	MHE0836-8-90-BLK
-10	MHE0836-10-90-BLK
-12	MHE0836-12-90-BLK



AN SIZE	BLACK M&H
120°	
-6	MHE0836-6-120-BLK
-10	MHE0836-10-120-BLK
-12	MHE0836-12-120-BLK

AN SIZE	BLACK M&H
150°	
-12	MHE0836-12-150-BLK

AN SIZE	BLACK M&H
180°	
-4	MHE0836-4-180-BLK
-6	MHE0836-6-180-BLK
-8	MHE0836-8-180-BLK
-10	MHE0836-10-180-BLK
-12	MHE0836-12-180-BLK



AN SIZE	ALLOY M&H
OLIVE INSERTS	
-3	MHE06001-03
-4	MHE06001-04
-6	MHE06001-06
-8	MHE06001-08
-10	MHE06001-10
-12	MHE06001-12

POWERFLEX PTFE HOSE
FOR BRAKE LINES

Russell PowerFlex stainless steel braided hose is specifically designed for high performance brake applications, features the combination of a PTFE inner liner with the corrosion and abrasion resistance of stainless steel braid for maximum pressure use.

- PTFE Inner Liner
- Use with -3 and -4 Endura Adapter Fittings

NON D.O.T. APPROVED HOSE FOR OFF-ROAD USE ONLY.



AN SIZE	I.D.	O.D.	MAX PSI	RUSSELL STAINLESS	M&H BLACK NYLON
BRAKE HOSE					
-3	1/8"	6	2500	E633930	-
-3			1000	-	STA0725N-03-BLK
-4	3/16"	7	2500	E633960	-
-4			1000	-	STA0725N-04-BLK

Sold per foot Sold per foot

FOR POWER STEERING LINES

For high pressure power steering lines, PowerFlex hose is the preferred choice. When used in conjunction with Russell's PowerFlex hose ends, the result is a durable and professional hose that resists leaks and provides years of service. A choice of power steering adapters is available to allow the connection to most pumps, feed, pressure and return lines.

POWER STEERING HOSE					
-6	11/32"	11.50	2500	E632600	-
-6			1000	-	STA0725N-06-BLK
-8	7/16"	15	2500	E632660	-
-8			1000	-	STA0725N-08-BLK
-10	9/16"	17	1000	-	STA0725N-10-BLK
-12	11/16"	20	1000	-	STA0725N-12-BLK

3ft length Sold per foot

RUSSELL TWIST-LOK HOSE ENDS

USE WITH TWIST 'N' FIT OR RUSSELL TWIST-LOK HOSE

Russell Twist-Lok hose ends utilizes barb technology. Twist-Lok hose ends work with any Russell AN adapter or carburettor fittings.

- Constructed of lightweight aluminum
- Easy to assemble



M&H TWIST 'N' FIT HOSE ENDS

USE WITH TWIST 'N' FIT OR RUSSELL TWIST-LOK HOSE

Twist 'n' Fit is the quickest and easiest way to solve plumbing in your engine bay.

- Easy, push-on assembly and just as easy to remove
- Fully reusable
- Suit both NPT and metric adapters
- Anti-leak angled seat

NOT FOR USE WITH BRAIDED LINE.

AN SIZE	I.D	RED/BLUE STA	BLACK M&H	BLUE RUSSELL	MATCHING SEPERATOR
STRAIGHT END					
-4	3/16"	STAF0209-4-STR	MHF0209-4-STR-BLK	-	-6
-6	9/32"	STAF0209-6-STR	MHF0209-6-STR-BLK	E624010	-8
-8	3/8"	STAF0209-8-STR	MHF0209-8-STR-BLK	E624020	-10
-10	31/64"	STAF0209-10-STR	MHF0209-10-STR-BLK	E624030	-12
-12	9/16"	STAF0209-12-STR	MHF0209-12-STR-BLK	-	-
45° END					
-4	3/16"	STAF0209-4-45	MHF0209-4-45-BLK	E624070	-6
-6	9/32"	STAF0209-6-45	MHF0209-6-45-BLK	E624080	-8
-8	3/8"	STAF0209-8-45	MHF0209-8-45-BLK	E624090	-10
-10	31/64"	STAF0209-10-45	MHF0209-10-45-BLK	E624100	-12
-12	9/16"	STAF0209-12-45	MHF0209-12-45-BLK	-	-
90° END					
-4	3/16"	STAF0209-4-90	MHF0209-4-90-BLK	E624150	-6
-6	9/32"	STAF0209-6-90	MHF0209-6-90-BLK	E624160	-8
-8	3/8"	STAF0209-8-90	MHF0209-8-90-BLK	E624170	-10
-10	31/64"	STAF0209-10-90	MHF0209-10-90-BLK	E624180	-12
-12	9/16"	STAF0209-12-90	MHF0209-12-90-BLK	-	-
120° END					
-4	3/16"	STAF0209-4-120	-	-	-6
-6	9/32"	STAF0209-6-120	-	E626000	-8
-8	3/8"	STAF0209-8-120	-	E626010	-10
-10	31/64"	STAF0209-10-120	-	E626020	-12
-12	9/16"	STAF0209-12-120	-	-	-
150° END					
-4	3/16"	STAF0209-4-150	MHF0209-4-150-BLK	-	-6
-6	9/32"	STAF0209-6-150	MHF0209-6-150-BLK	E626030	-8
-8	3/8"	STAF0209-8-150	MHF0209-8-150-BLK	E626040	-10
-10	31/64"	STAF0209-10-150	MHF0209-10-150-BLK	E626050	-12
-12	9/16"	STAF0209-12-150	MHF0209-12-150-BLK	-	-

continued...

ASK US...

Can't find what you're looking for? Let us know! We may be able to source it.
 Call: 09 256 1120 | Email: parts@staparts.co.nz



AN SIZE	I.D	RED/BLUE STA	BLACK M&H	BLUE RUSSELL	MATCHIING SEPERATOR
180° END					
-4	3/16"	STAF0209-4-180	MHF0209-4-180-BLK	-	-6
-6	9/32"	STAF0209-6-180	MHF0209-6-180-BLK	E626060	-8
-8	3/8"	STAF0209-8-180	MHF0209-8-180-BLK	E626070	-10
-10	31/64"	STAF0209-10-180	MHF0209-10-180-BLK	E626080	-12
-12	9/16"	STAF0209-12-180	MHF0209-12-180-BLK	-	-

| FULL FLOW TWIST-LOK HOSE ENDS
 USE WITH TWIST 'N' FIT OR RUSSELL TWIST-LOK HOSE

45°

AN SIZE	BLACK M&H
-6	MHF0250-6-45-BLK
-8	MHF0250-8-45-BLK
-10	MHF0250-10-45-BLK

90°

AN SIZE	BLACK M&H
-6	MHF0250-6-90-BLK
-8	MHF0250-8-90-BLK
-10	MHF0250-10-90-BLK

TWIST 'N' FIT HOSE WITH TWIST 'N' FIT HOSE ENDS



Step 1:
 Using a sharp knife or shears, cut the hose to the required length.



Step 2:
 Generously lubricate the inside of the hose with rubber grease or lube & the barbed end of hose end
 Insert barbed end into hose using a twisting action
 Place the swivel end at center hex in a vice. Using a twisting action, make the bottom of hex even with hose edge, rubber insulator will cover the end of the hose
 Hose may need to heated up in hot water if difficult to fit using the above technique.



Step 3:
 Finished hose assembly.

Use with Hose on page 7



**ALWAYS LUBRICATE AN THREADS.
 CLEAN & PRESSURE TEST ALL HOSE ASSEMBLIES BEFORE INSTALLATION**

TIP

Part numbers highlighted Blue will link you to our websites product page for pricing & stock availability.

PROCLASSIC HOSE & CRIMP-ON SWIVEL HOSE ENDS



ProClassic Crimp-On hose ends make custom hose fabrication easy. Simply cut the hose, push together the hose and fitting and crimp! Their lightweight collar design is engineered by size for precise compression ensuring proper end attachment with Russell manual crimper and appropriate crimper die. Replacement collars are available in the event you want to re-use the hose end on a different assembly. They are available in -4 through -12 sizes and are packaged complete with collar.

ProClassic Crimp-On fittings are not interchangeable with other brands.

Crimper and dies sold separately.



CRIMP-ON HOSE ENDS WORK WITH:

- ProClassic Hose
- ProClassic II Hose
- ProFlex Hose



STRAIGHT END

AN SIZE	BLACK/SILVER RUSSELL
-4	E610403
-6	E610463
-8	E610523
-10	E610583
-12	E610643

45° END

AN SIZE	BLACK/SILVER RUSSELL
-4	E610413
-6	E610473
-8	E610533
-10	E610593
-12	E610653

90° END

AN SIZE	BLACK/SILVER RUSSELL
-4	E610423
-6	E610483
-8	E610543
-10	E610603
-12	E610663



120° END TIGHT RADIUS

AN SIZE	BLACK/SILVER RUSSELL
-4	-
-6	E610493
-8	E610553
-10	E610613
-12	E610673

150° END TIGHT RADIUS

AN SIZE	BLACK/SILVER RUSSELL
-4	-
-6	E610503
-8	E610563
-10	E610623
-12	E610683

180° END TIGHT RADIUS

AN SIZE	BLACK/SILVER RUSSELL
-4	-
-6	E610513
-8	E610573
-10	E610633
-12	E610693

ASK US...

Can't find what you're looking for? Let us know! We may be able to source it.
Call: 09 256 1120 | Email: parts@staparts.co.nz



E652000

RUSSELL MANUAL CRIMPER

FOR USE WITH PROFLEX, PROCLASSIC & PROCLASSIC II HOSE

Hand operated vise-style crimper engineered for easy hose end attachment. Each hose size has a specific die engineered for consistent and repeatable crimping with no measurement or adjustment, ensuring proper attachment. An over-center operation design makes this crimper easy to use.



Crimp Collars

Crimper Dies

REPLACEMENT CRIMP COLLARS & DIES

AN SIZE	CRIMP COLLAR STAINLESS STEEL RUSSELL	CRIMP COLLAR ALLOY RUSSELL	CRIMP DIE RUSSELL
-4	-	E610353	E652001
-6	E610362	E610363	E652007
-8	E610372	E610373	E652008
-10	E610382	E610383	E652009
-12	E610392	E610393	E652005
	6 per pack	6 per pack	Sold each



BANJO TO EDELBROCK CARBS

AN SIZE	RUSSELL
-6	E640840

AN TO METRIC ADAPTERS

AN to metric alloy adapters allow quick easy connections for automotive applications.

STRAIGHT



AN SIZE	METRIC THREAD	BLUE STA	BLUE RUSSELL	BLACK M&H	BLACK RUSSELL
-4	10mm x 1.0	STAA816-4-M10A	-	MHAN816-4-M10A-BLK	-
-4	10mm x 1.25	STAA816-4-M10B	-	MHAN816-4-M10B-BLK	-
-4	10mm x 1.5	STAA816-4-M10C	-	MHAN816-4-M10C-BLK	-
-4	12mm x 1.0	STAA816-4-M12A	E670420	MHAN816-4-M12A-BLK	-
-4	12mm x 1.25	STAA816-4-M12B	E670430	MHAN816-4-M12B-BLK	-
-4	12mm x 1.5	STAA816-4-M12C	-	MHAN816-4-M12C-BLK	-
-4	14mm x 1.5	STAA816-4-M14C	-	MHAN816-4-M14C-BLK	-
-4	16mm x 1.5	STAA816-4-M16C	-	MHAN816-4-M16C-BLK	-
-6	10mm x 1.0	STAA816-6-M10A	-	MHAN816-6-M10A-BLK	-
-6	10mm x 1.25	STAA816-6-M10B	-	MHAN816-6-M10B-BLK	-
-6	10mm x 1.5	STAA816-6-M10C	-	MHAN816-6-M10C-BLK	-
-6	12mm x 1.0	STAA816-6-M12A	-	MHAN816-6-M12A-BLK	-
-6	12mm x 1.25	STAA816-6-M12B	-	MHAN816-6-M12B-BLK	-
-6	12mm x 1.5	STAA816-6-M12C	-	MHAN816-6-M12C-BLK	E670513
-6	14mm x 1.5	STAA816-6-M14C	-	MHAN816-6-M14C-BLK	E670523
-6	16mm x 1.5	STAA816-6-M16C	E670530	MHAN816-6-M16C-BLK	-
-6	18mm x 1.5	STAA816-6-M18C	E670540	MHAN816-6-M18C-BLK	-
-8	12mm x 1.5	STAA816-8-M12C	E670250	MHAN816-8-M12C-BLK	-
-8	14mm x 1.5	STAA816-8-M14C	-	MHAN816-8-M14C-BLK	-
-8	16mm x 1.5	STAA816-8-M16C	-	MHAN816-8-M16C-BLK	-
-8	18mm x 1.5	STAA816-8-M18C	-	MHAN816-8-M18C-BLK	-
-8	22mm x 1.5	STAA816-8-M22C	-	MHAN816-8-M22C-BLK	-
-10	16mm x 1.5	STAA816-10-M16C	-	MHAN816-10-M16C-BLK	-
-10	18mm x 1.5	STAA816-10-M18C	-	MHAN816-10-M18C-BLK	-
-10	22mm x 1.5	STAA816-10-M22C	-	MHAN816-10-M22C-BLK	-
-12	22mm x 1.5	STAA816-12-M22C	-	MHAN816-12-M22C-BLK	-

90°



-6	10mm x 1.5	STAA822-6-M10C	-	-	-
-6	12mm x 1.5	STAA822-6-M12C	-	-	-
-6	14mm x 1.5	STAA822-6-M14C	-	-	-
-6	16mm x 1.5	STAA822-6-M16C	-	-	-

NPT TO NPT ADAPTERS



ADAPTER	BLUE RUSSELL	BLACK M&H	ADAPTER	BLUE RUSSELL	BLACK M&H
MALE TO MALE			MALE TO FEMALE 90°		
3/8" to 3/8" NPT	E661520	MHAN911-06-BLK	3/8" to 3/8" NPT	STAA816-4-M10A-BLK	-
1/8" to 1/8" NPT	E661500	MHAN911-02-BLK	1/8" to 1/8" NPT	STAA816-4-M10B-BLK	-
1/4" to 1/4" NPT	E661510	MHAN911-04-BLK	1/4" to 1/4" NPT	STAA816-4-M10C-BLK	-
FEMALE TO FEMALE					
3/8" to 3/8" NPT	E661460	MHAN910-06-BLK			
1/8" to 1/8" NPT	E661440	MHAN910-02-BLK			
1/4" to 1/4" NPT	E661450	MHAN910-04-BLK			



ASK US...

Can't find what you're looking for? Let us know! We may be able to source it.
Call: 09 256 1120 | Email: parts@staparts.co.nz

AN TO NPT ADAPTERS

AN to NPT alloy adapters allow quick easy connections for automotive applications.



-3 to 1/8" NPT
-4 to 1/8" NPT



FLARE TO PIPE STRAIGHT

ADAPTER	I.D	NPT	TPI	BLUE STA	BLUE RUSSELL	BLACK M&H
-3 to 1/8" NPT	1/8"	1/8"	27	STAAAN816-3D	-	MHAN816-3D-BLK
-4 to 1/8" NPT	3/16"	1/8"	27	STAAAN816-4D	E660420	MHAN816-4D-BLK
-4 to 1/4" NPT	3/16"	1/4"	18	STAAAN816-4-4D	-	MHAN816-4-4D-BLK
-6 to 1/8" NPT	9/32"	1/8"	27	STAAAN816-6-2D	-	MHAN816-6-2D-BLK
-6 to 1/4" NPT	9/32"	1/4"	18	STAAAN816-6D	-	MHAN816-6D-BLK
-6 to 3/8" NPT	9/32"	3/8"	18	STAAAN816-6-6D	-	MHAN816-6-6D-BLK
-6 to 1/2" NPT	9/32"	1/2"	14	STAAAN816-6-8D	-	MHAN816-6-8D-BLK
-8 to 1/4" NPT	3/8"	1/4"	18	STAAAN816-7D	-	MHAN816-7D-BLK
-8 to 3/8" NPT	3/8"	3/8"	18	STAAAN816-8D	-	MHAN816-8D-BLK
-8 to 1/2" NPT	3/8"	1/2"	14	STAAAN816-8-8D	E660490	MHAN816-8-8D-BLK
-8 to 3/4" NPT	3/8"	3/4"	14	STAAAN816-8-12D	-	MHAN816-8-12D-BLK
-10 to 3/8" NPT	31/64"	3/8"	18	STAAAN816-10-6D	-	MHAN816-10-6D-BLK
-10 to 1/2" NPT	31/64"	1/2"	14	STAAAN816-10D	-	MHAN816-10D-BLK
-10 to 3/4" NPT	31/64"	3/4"	14	STAAAN816-10-12D	-	MHAN816-10-12D-BLK
-12 to 3/4" NPT	19/32"	3/4"	14	STAAAN816-12D	E660510	-
-12 to 1/2" NPT	19/32"	1/2"	14	STAAAN816-12-8D	-	MHAN816-12-8D-BLK
-16 to 3/4" NPT	27/32"	3/4"	14	STAAAN816-16-12D	E660540	-

45° FLARE TO PIPE

-4 to 1/8" NPT	3/16"	1/8"	27	STAAAN823-4	-	MHAN823-4-BLK
-6 to 3/4" NPT	9/32"	3/4"	14	-	-	MHAN823-6-6D-BLK
-6 to 1/4" NPT	9/32"	1/4"	18	STAAAN823-6	-	MHAN823-6-BLK
-8 to 3/8" NPT	3/8"	3/8"	18	STAAAN823-8	-	MHAN823-8-BLK
-8 to 1/2" NPT	3/8"	3/8"	14	-	-	MHAN823-8-8D-BLK
-10 to 1/2" NPT	31/64"	1/2"	14	STAAAN823-10	-	-
-12 to 3/4" NPT	19/32"	3/4"	14	STAAAN823-12	-	-

90° FLARE TO PIPE

-3 to 1/8" NPT	1/8"	1/8"	27	STAAAN822-3D	-	MHAN822-3D
-4 to 1/8" NPT	3/16"	1/8"	27	STAAAN822-4D	-	MHAN822-4D-BLK
-4 to 1/4" NPT	3/16"	1/4"	18	STAAAN822-4-4D	-	-
-6 to 1/8" NPT	9/32"	1/8"	27	STAAAN822-6-2D	-	MHAN822-6-2D-BLK
-6 to 1/4" NPT	9/32"	1/4"	18	STAAAN822-6D	-	-
-6 to 3/8" NPT	9/32"	3/8"	18	STAAAN822-6-6D	-	MHAN822-6-6D-BLK
-6 to 1/2" NPT	9/32"	1/2"	14	STAAAN822-6-8D	-	-
-8 to 1/4" NPT	3/8"	1/4"	18	STAAAN822-7D	-	-
-8 to 3/8" NPT	3/8"	3/8"	18	STAAAN822-8D	-	MHAN822-8D-BLK
-8 to 1/2" NPT	3/8"	1/2"	14	STAAAN822-8-8D	-	MHAN822-8-8D-BLK
-10 to 3/8" NPT	31/64"	3/8"	18	STAAAN822-10-6D	-	MHAN822-10-6D-BLK
-10 to 1/2" NPT	31/64"	1/2"	14	STAAAN822-10D	-	-
-10 to 3/4" NPT	31/64"	3/4"	14	STAAAN822-10-12D	-	-
-12 to 1/2" NPT	19/32"	1/2"	14	STAAAN822-12-8D	-	-
-12 to 3/4" NPT	19/32"	3/4"	14	STAAAN822-12D	-	-

STRAIGHT AN FEMALE TO NPT MALE

ADAPTER	NPT	BLUE ALLOY STA	BLACK ALLOY M&H
-6 to 3/8" NPT	3/8"	STAAAN9161-6-6D	MHAN9161-6-6D-BLK
-8 to 3/8" NPT	3/8"	STAAAN9161-8D	MHAN9161-8D-BLK



RADIUS TO STRAIGHT

Radius profiled angles at port inlet and outlet.

MALE TO MALE



AN SIZE (A)	RADIUS PORT SIZE (B)	GENDER	BLUE STA	POLISHED STA	BLACK M&H
-6	-6	M / M	STAA920-6-6	-	MHAN920-6-BLK
-6	-8	M / M	STAA920-6-8	-	MHAN920-6-8-BLK
-6	-10	M / M	STAA920-6-10	-	MHAN920-6-10-BLK
-8	-8	M / M	STAA920-8-8	-	MHAN920-8-8-BLK
-8	-6	M / M	STAA920-8-6	-	MHAN920-8-6-BLK
-8	-10	M / M	STAA920-8-10	STAA920-8-10-A	MHAN920-8-10-BLK
-10	-10	M / M	STAA920-10	STAA920-10-A	MHAN920-10-BLK
-10	-8	M / M	STAA920-10-8	-	MHAN920-10-8-BLK
-10	-12	M / M	STAA920-10-12	STAA920-10-12-A	MHAN920-10-12-BLK
-12	-10	M / M	STAA920-12-10	-	MHAN920-12-10-BLK
-12	-12	M / M	STAA920-12-12	-	MHAN920-12-12-BLK



E670840

O-RING BOSS RADIUS AN PORT ADAPTERS

Russell Dry Sump/Fuel Fitting Adapters are precision machined for precise thread engagement, featuring radius profiled angles at the port inlet/outlet. For use when connecting dry sump and fuel lines to pumps and tanks. A black anodized finish is applied for appearance and durability. Supplied with an O-ring.

Moroso External Screen Filter Fittings feature; 304 stainless steel screen uses .015" diameter, 16 mesh wire. External Screen for oil pan and tank outlets. Useful in applications where space limitations prevent the use of an in-line filter. Easily removed for cleaning.



MOR23961

AN SIZE	RADIUS PORT SIZE	GENDER	BLUE MOROSO	BLACK RUSSELL
-6	-6	M / M	-	E670840
-12	12	M / M	MOR23961	-
-16	-16	M / M	MOR23962	-

OIL LINE FILTERS

- Billet alloy
- Cleanable mesh filter
- 40 micron
- Pre turbo filters



STAFOLAN8 (apart)

AN SIZE	BODY LENGTH	BLUE STA	BLACK STA	BLUE MOROSO
-4	2"	-	STAFOLAN4	-
-6	2"	STAFOLAN6	-	-
-8	2"	STAFOLAN8	-	-
-10	2"	STAFOLAN10	-	MOR23850

ASK US...

Can't find what you're looking for? Let us know! We may be able to source it.
Call: 09 256 1120 | Email: parts@staparts.co.nz

TURBO OIL LINES

Engineered for maximum flow and secure fit, these fittings allow easy plumbing for your turbo's oil and water hoses.



FEEDS

DESCRIPTION

PART NO.

-3AN male x 7/16"-24 male steel inverted flare tubo feed. Fits GT turbo.

E641311 (Endura)

-4AN male x 7/16"-24 male steel inverted flare tubo feed. Fits GT Turbo

**E640311-MH
E640311 (Endura)**

-4AN to M12 x 1.5 metric alloy adapter turbo feed Holset

STAN816-4-M12C

Oil Pan Flange. Adapts male -10AN to any oil pan
Holes 28mm apart, centre-centre (includes gasket & bolts). EVO drain.

E697090

T3/T4 Oil Feed Adaptor -4AN 2 bolt aluminum for ball bearing turbo.
Has oil restrictor drill out 5mm for journal style turbos

MHT30FA

T3/T4 Oil Feed Adaptor -4AN 2 bolt aluminum for journal bearing turbo.
Has oil 4.5mm feed bolts holes 39mm apart centre

MHT30FA-HP

T3/T4 Oil Feed Kit -4AN 2 bolt aluminum for ball bearing turbo.
Has oil restrictor drill out 5mm for journal style turbos

MHT30FK

DRAINS

T3/T4 Oil Drain -10AN thread 2 bolt flange alloy bolts
Holes 53mm apart, centre-centre

MHT30D-10

T3/T4 Oil Drain Kit -10AN thread 2 bolt flange alloy bolts
Holes 50mm apart, centre-centre

MHT30D-10KIT

-10AN Oil Drain to male fitting (includes Viton® O-ring)
Holes 38-44mm apart, centre-centre

**E697070MH
E697070 (Blue)**

ALLOY BOLTS & BANJOS

AN SIZE	THREAD SIZE	UHL LENGTH	BLACK BANJO BOLT M&H	BLACK BANJO M&H
-4	M10 x 1.25	20mm	MHANB992-M10x1.25	MHANB991-10.5-BLK
-4	M12 x 1.25	20mm	MHANB992-M12X1.25	-
-4	M12 x 1.5	20mm	MHANB992-M12X1.5	MHANB991-12.5-BLK
-6	M12 x 1.5	22mm	-	MHANB991-6-12.5-BLK
-6	M14 x 1.5	22mm	MHANB992-M14X1.5	MHANB991-6-14.5-BLK
-6	7/16"-24	22mm	MHANB992-7/16-24	-



TIP

Part numbers highlighted Blue will link you to our websites product page for pricing & stock availability.

BULKHEADS

Creates a safe and easy way for hosing to pass through firewalls etc. Nuts and washers sold separately.

STRAIGHT FLARE BULKHEAD



AN SIZE	GENDER	BLUE STA	BLUE RUSSELL	BLACK M&H
-3 to -3	M / M	STAA832-3	-	-
-4 to -4	M / M	STAA832-4	E661170	MHAN832-4-BLK
-6 to -6	M / M	STAA832-6	E661180	MHAN832-6-BLK
-8 to -8	M / M	STAA832-8	E661190	MHAN832-8-BLK
-10 to -10	M / M	STAA832-10	E661200	MHAN832-10-BLK
-12 to -12	M / M	STAA832-12	E661210	-

STRAIGHT BULKHEAD TO TUBE



AN SIZE	BARB SIZE	CHROME M&H
-8	3/8"	MHFC-FITTING

90° FLARE BULKHEAD



AN SIZE	GENDER	BLUE STA	BLUE RUSSELL	BLACK RUSSELL
-4 to -4	M / M	STAA833-4	E661240	-
-6 to -6	M / M	STAA833-6	E661250	E661253
-8 to -8	M / M	STAA833-8	E661260	E661263
-10 to -10	M / M	STAA833-10	E661270	-
-12 to -12	M / M	STAA833-12	E661280	-

AN FLARE BULKHEAD TEE



AN SIZE	GENDER	BLUE STA	BLUE RUSSELL	BLACK RUSSELL
-3 to -3	M / M	-	E642981 (Steel)	-
-4 to -4	M / M	STAA834-4	-	-
-6 to -6	M / M	STAA834-6	E661320	-
-10 to -10	M / M	STAA834-10	E661340	-
-12 to -12	M / M	STAA834-12	E661350	-

BULKHEAD NUT



AN SIZE	BLUE STA	BLACK M&H
-3	STAA924-3	-
-4	STAA924-4	MHAN924-4-BLK
-6	STAA924-6	MHAN924-6-BLK
-8	STAA924-8	MHAN924-8-BLK
-10	STAA924-10	MHAN924-10-BLK
-12	STAA924-12	-

TEFLON WASHERS

Replacement teflon washers for bulkhead fittings.



AN SIZE	RUSSELL
-6	E651206
-8	E651208
-10	E651210
-12	E651212

Sold individually.

ASK US...

Can't find what you're looking for? Let us know! We may be able to source it.
 Call: 09 256 1120 | Email: parts@staparts.co.nz

| STAT-O-SEAL

Manufactured with a Buna rubber o-ring mechanically bonded to the inside diameter of an aluminum washer. When tightened, the o-ring seal is compressed, forming a positive seal around the bolt shank.



AN SIZE	QTY	RUSSELL
-3	2	E683880
-4	2	E683890
-6	2	E683900
-8	2	E683910
-10	2	E683920

Sold in pairs.

| TEE ADAPTOR FITTINGS

Three AN male flare ends.

MALE FLARE TEE



AN SIZE	BLUE STA	BLUE RUSSELL	BLACK M&H	BLACK RUSSELL
-3	STAA824-3	-	-	-
-4	STAA824-4	-	MHAN824-4-BLK	-
-6	STAA824-6	E661020	MHAN824-6-BLK	E661023
-8	STAA824-8	-	MHAN824-8-BLK	-
-10	STAA824-10	-	MHAN824-10-BLK	-
-12	STAA824-12	-	-	-



NPT TEE - FEMALE JOINER

AN SIZE	BLUE STA	BLUE RUSSELL	BLACK M&H	BLACK RUSSELL
1/8"	STAA917-02	E661710	MHAN917-02-BLK	-
1/4"	STAA917-04	-	MHAN917-04-BLK	-
3/8"	STAA917-06	-	MHAN917-06-BLK	-



AN TEE - FEMALE SWIVEL ON SIDE

AN SIZE	BLUE STA	BLUE RUSSELL	BLACK M&H	BLACK RUSSELL
-4	STAA9251-4	-	MHAN9251-4-BLK	-
-6	STAA9251-6	-	MHAN9251-6-BLK	-
-8	STAA9251-8	-	MHAN9251-8-BLK	-
-10	STAA9251-10	-	MHAN9251-10-BLK	-

| FLARE TO FLARE Y FITTINGS

Run two lines into one with these Y-fittings from M&H and Edelbrock. These fittings are designed for plumbing your nitrous or fuel system and offer a positive seal at maximum operating pressures.



AN SIZE	GENDER	BLUE EDELBROCK	BLACK M&H
6-6-6	M / M / M	E76546	E76546MH
6-6-8	M / M / M	-	E76546MH-1
8-8-8	M / M / M	E76570	E76570MH
10-8-8	M / M / M	-	E76570MH-1
10-10-10	M / M / M	E76573 (Red)	E76573MH

TIP

Part numbers highlighted Blue will link you to our websites product page for pricing & stock availability.

ALLEN KEY SOCKET & HEX NUT PLUGS

Ideal for sealing unused ports.



NPT ALLEN KEY SOCKET PLUGS



NPT SIZE	GENDER	DEPTH	BLUE ALLOY STA	BLACK ALLOY M&H	BLACK ALLOY RUSSELL	BLUE ALLOY RUSSELL	STEEL PIONEER
1/8"	M	-	STAAAN9321/8	MHAN9321/8-BLK	E662033	E662030	-
1/4"	M	-	STAAAN9321/4	MHAN9321/4-BLK	-	-	-
3/8"	M	-	STAAAN9323/8	MHAN9323/8-BLK	E662053	E662050	-
1/2"	M	-	STAAAN9321/2	MHAN9321/2-BLK	E662063	E662060	-
3/4"	M	-	STAAAN9323/4	MHAN9323/4-BLK	-	-	-
1/4"	M	.375"	-	-	-	-	PIOPP567
1/4"	M	.325"	-	-	-	-	PIOPP584
1/4"	M	.333"	-	-	-	-	PIOPP625
3/8"	M	.410"	-	-	-	-	PIOPP560
3/8"	M	.375"	-	-	-	-	PIOPP554T
3/8"	M	.460"	-	-	-	-	PIOPP637

NPT HEX HEAD PLUG



NPT SIZE	GENDER	BLUE ALLOY STA
1/8"	M	STAAAN9331/8
1/4"	M	STAAAN9331/4
3/8"	M	STAAAN9333/8
1/2"	M	STAAAN9331/2
3/4"	M	STAAAN9333/4

AN HEX HEAD PLUG W/ O-RING



AN SIZE		BLUE ALLOY STA	STEEL STA
-4		STAAAN814-4	-
-6		STAAAN814-6	-
-8		STAAAN814-8	-
-10		STAAAN814-10	-
-12		STAAAN814-12	-
M18 x 1.5	Oxy Sensor	STAAAN814-M18	STAAAN814-M18S

AN HEX SOCKET PLUG W/ O-RING



AN SIZE	GENDER	BLACK ALLOY M&H
-4	M	MHAN8144-4-BLK
-6	M	MHAN8144-6-BLK
-8	M	MHAN8144-8-BLK
-10	M	MHAN8144-10-BLK

AN FLARE PLUGS & CAPS

Ideal for sealing unused hose ends and ports.



STA179210



E660180



STA179116



STAAAN929-10



E661980



E661953

AN FLARE PLUGS - MALE

AN SIZE	RED PLASTIC STA	BLUE ALLOY STA	BLUE ALLOY RUSSELL	BLACK ALLOY M&H	
-3	-	-	E660170	-	-
-4	STA179204	STAAAN806-4	E660180	-	-
-6	STA179206	STAAAN806-6	E660190	MHAN806-6-BLK	-
-8	STA179208	STAAAN806-8	E660200	-	-
-10	STA179210	STAAAN806-10	E660210	-	-
-12	STA179212	STAAAN806-12	E660220	-	-

Sold individually.

AN FLARE CAPS - FEMALE

-3	-	STAAAN929-3	-	-	-
-4	STA179104	STAAAN929-4	E661950	MHAN929-4-BLK	E661953
-6	STA179106	STAAAN929-6	E661960	MHAN929-6-BLK	E661963
-8	STA179108	STAAAN929-8	E661970	MHAN929-8-BLK	E661973
-10	STA179110	STAAAN929-10	E661980	MHAN929-10-BLK	E661983
-12	STA179112	STAAAN929-12	E661990	-	E661993
-16	STA179116	STAAAN929-16	-	-	-

Sold individually.

FEMALE FLARE SWIVEL ADAPTORS

Flare unions allow quick easy connections for automotive applications.

FEMALE TO FEMALE - STRAIGHT

AN SIZE	I.D	GENDER	RED/BLUE STA	BLACK M&H
-4	3/16"	F / F	STAFCM0505-4-STR	MHFCM0505-4-STR
-6	9/32"	F / F	STAFCM0505-6-STR	MHFCM0505-6-STR
-8	3/8"	F / F	STAFCM0505-8-STR	MHFCM0505-8-STR
-10	31/64"	F / F	STAFCM0505-10-STR	MHFCM0505-10-STR
-12	9/16"	F / F	STAFCM0505-12-STR	MHFCM0505-12-STR

FEMALE TO FEMALE - 45°

-4	3/16"	F / F	STAFCM0505-4-45	MHFCM0505-4-45
-6	9/32"	F / F	STAFCM0505-6-45	MHFCM0505-6-45
-8	3/8"	F / F	STAFCM0505-8-45	MHFCM0505-8-45
-10	31/64"	F / F	STAFCM0505-10-45	MHFCM0505-10-45

FEMALE TO FEMALE - 90°

-4	3/16"	F / F	STAFCM0505-4-90	MHFCM0505-4-90
-6	9/32"	F / F	STAFCM0505-6-90	MHFCM0505-6-90
-8	3/8"	F / F	STAFCM0505-8-90	MHFCM0505-8-90
-10	31/64"	F / F	STAFCM0505-10-90	MHFCM0505-10-90
-12	9/16"	F / F	STAFCM0505-12-90	MHFCM0505-12-90

FEMALE TO FEMALE - 180°

-4	3/16"	F / F	-	MHFCM0505-4-180
-6	9/32"	F / F	-	MHFCM0505-6-180
-8	3/8"	F / F	-	MHFCM0505-8-180
-10	31/64"	F / F	-	MHFCM0505-10-180

FEMALE TO FEMALE - 45° - FULL FLOW

-4	3/16"	F / F	STAX9341-4-45	MHX9341-4-45
-6	9/32"	F / F	STAX9341-6-45	MHX9341-6-45
-8	3/8"	F / F	STAX9341-8-45	MHX9341-8-45
-10	31/64"	F / F	STAX9341-10-45	MHX9341-10-45

FEMALE TO FEMALE - 90° - FULL FLOW

-4	3/16"	F / F	STAX9341-4-90	MHX9341-4-90
-6	9/32"	F / F	STAX9341-6-90	MHX9341-6-90
-8	3/8"	F / F	STAX9341-8-90	MHX9341-8-90
-10	31/64"	F / F	STAX9341-10-90	MHX9341-10-90
-12	9/16"	F / F	STAX9341-12-90	MHX9341-12-90

FLARE UNIONS

MALE TO MALE - STRAIGHT



AN SIZE	I.D	GENDER	BLUE STA	BLACK M&H	STAINLESS M&H
-3		M / M	-	-	E641423MH
-4	3/16"	M / M	STAAN815-4	MHAN815-4	-
-6	9/32"	M / M	STAAN815-6	MHAN815-6	-
-8	3/8"	M / M	STAAN815-8	MHAN815-8	-
-10	31/64"	M / M	STAAN815-10	MHAN815-10	-
-12	9/16"	M / M	STAAN815-12	-	-
-16	1"	M / M	STAAN815-16	-	-

MALE TO MALE - 90°



AN SIZE	I.D	GENDER	BLUE STA	BLACK M&H
-6	9/32"	M / M	STAAN821-6	MHAN821-6-BLK
-8	3/8"	M / M	STAAN821-8	MHAN821-8-BLK
-10	31/64"	M / M	STAAN821-10	MHAN821-10-BLK
-12	9/16"	M / M	STAAN821-12	-

MALE TO MALE AN REDUCERS

Male to male fittings reduce AN female connections.

MALE TO MALE



AN SIZE	GENDER	BLUE STA	BLACK M&H	STAINLESS M&H	BLUE RUSSELL
-3 male to -4 male	M / M	-	-	E641424MH	-
-6 male to -4 male	M / M	STAAN919-6D	MHAN919-6D-BLK	-	E661760
-8 male to -6 male	M / M	STAAN919-12D	MHAN919-12D-BLK	-	E661770
-10 male to -6 male	M / M	STAAN919-14D	MHAN919-14D-BLK	-	E661780
-10 male to -8 male	M / M	STAAN919-15D	MHAN919-15D-BLK	-	E661790
-12 male to -6 male	M / M	STAAN919-18D	MHAN919-18D-BLK	-	-
-12 male to -8 male	M / M	STAAN919-19D	MHAN919-19D-BLK	-	-
-12 male to -10 male	M / M	STAAN919-20D	MHAN919-20D-BLK	-	-

NPT TO NPT REDUCERS

Easily reduce a NPT female port to a smaller inside diameter.

MALE TO FEMALE



PIPE TO PIPE SIZE (NPT)	GENDER	BLUE STA	BLACK M&H	BLUE RUSSELL	BLACK RUSSELL
1/4" male to 1/8" female	M / F	STAAN912-1D	MHAN912-1D-BLK	E661550	-
3/8" male to 1/4" female	M / F	STAAN912-2D	MHAN912-2D-BLK	-	-
3/8" male to 1/8" female*	M / F	STAAN912-3D	MHAN912-3D-BLK	E661570	E661573
1/2" male to 3/8" female	M / F	STAAN912-4D	MHAN912-4D-BLK	-	-
1/2" male to 1/4" female	M / F	STAAN912-5D	MHAN912-5D-BLK	-	-

*Common Fuel Regulation Port for Gauge Fitment

MALE TO FEMALE



PIPE TO PIPE SIZE (NPT)	GENDER	BLACK EARLS
M16 x 1.5 to male to 1/8 npt female. <i>Ideal for installing an after-market oil pressure gauge on GM LS engine swaps.</i>	M / F	EARLSAT9919AUJ

B-NUTS - FEMALE TO MALE

- Precision machined to ensure precise thread engagement



FLARE EXPANDER

AN SIZE	GENDER	BLUE RUSSELL	BLUE M&H	BLACK M&H
-3 female to -4 male	F / M	-	E659940MH	E659940MH-BLK
-4 female to -6 male	F / M	E659950	E659950MH	E659950MH-BLK
-6 female to -8 male	F / M	E659960	E659960MH	E659960MH-BLK
-8 female to -10 male	F / M	E659970	E659970MH	E659970MH-BLK
-10 female to -12 male	F / M	E659980	E659980MH	E659980MH-BLK

B-NUT REDUCER

AN SIZE	GENDER	BLUE STA	BLACK M&H	BLUE RUSSELL
-4 female to -3 male	F / M	STAA894-04-03	MHAN894-04-03-BLK	-
-6 female to -4 male	F / M	STAA894-06-04	MHAN894-06-04-BLK	E660000
-8 female to -6 male	F / M	STAA894-08-06	MHAN894-08-06-BLK	E660020 E660023
-10 female to -6 male	F / M	STAA894-10-06	MHAN894-10-06-BLK	-
-10 female to -8 male	F / M	STAA894-10-08	MHAN894-10-08-BLK	E660030
-12 female to -8 male	F / M	STAA894-12-08	MHAN894-12-08-BLK	-
-12 female to -10 male	F / M	STAA894-12-10	MHAN894-12-10-BLK	-



E660000



STAA894-10-08

SWIVEL ANGLE

90° FEMALE AN TO MALE AN

AN SIZE	I.D	GENDER	BLUE STA	BLACK M&H
-4AN	3/16"	F / M	STAA9211-4	MHAN9211-4-BLK
-6AN	9/32"	F / M	STAA9211-6	MHAN9211-6-BLK
-8AN	3/8"	F / M	STAA9211-8	MHAN9211-8-BLK
-10AN	31/64"	F / M	STAA9211-10	MHAN9211-10-BLK
-12AN	9/16"	F / M	STAA9211-12	-



SPECIALTY FUEL ADAPTER FITTINGS

FLARE 90° FUEL PRESSURE ADAPTER

AN SIZE		BLUE RUSSELL
-8	Female 1/8" NPT side port	E640790

FLARE TO PIPE PRESSURE ADAPTER

AN SIZE	PIPE SIZE		BLUE M&H	BLACK M&H	BLUE RUSSELL
-6	3/8"	Female 1/8" NPT side port	E670060MH	E670063MH	E670060
-8	3/8"	Female 1/8" NPT side port	E670080MH	E670083MH	E670080

FUEL PRESSURE TAKE OFF

AN SIZE		BLUE M&H	BLACK M&H	RED/BLUE RUSSELL
-4	Female 1/8" NPT side port	E670290MH	E670290MH-BLK	E670290
-6	Female 1/8" NPT side port	E670340MH	E670343MH	E670340
-8	Female 1/8" NPT side port	E670350MH	E670350MH-BLK	E670350
-10	Female 1/8" NPT side port	E670360MH	E670360MH-BLK	-

NITROUS PURGE KIT & NITROUS GAUGE ADAPTER

AN SIZE		BRASS EDELBROCK
-6		E76510



ASK US...

Can't find what you're looking for? Let us know! We may be able to source it.
Call: 09 256 1120 | Email: parts@staparts.co.nz



E650330



E650340



E650310



E650320



E650390



FT80116



FT80115



E73801



FUEL PRESSURE GAUGES

Engineered for the serious street enthusiast, these gauges guarantee precise fuel pressure settings from 0-15 psi or 0-100 psi.

1-1/2" GAUGES

		BRAND	PART NO.
(0-15 psi) Black face/Chrome case w/ white numbers	Liquid filled	Russell M&H	E650330 E650330-MH
(0-100 psi) Black face/Chrome case w/ white numbers	Liquid filled	Russell	E650340
(0-15 psi) Machine face/Chrome case w/ black numbers	Liquid filled	Russell	E650390
(0-15 psi) Black face/Black case w/ yellow numbers	Liquid filled	Russell M&H	E650310 E650310MH
(0-100 psi) Black face/Chrome case w/ yellow numbers	Liquid filled	Russell	E650320
(0-100 psi) Silver face/Chrome case w/ black numbers, 1/8 npt fittings	Liquid filled	M&H	MHFPRGAUGE
(0-100 psi) Black face/Chrome case w/ white numbers, 1/8 npt fittings	Liquid filled	M&H	MHFPRGAUGE-BLK
(0-15 psi) White face/Chrome case	Liquid filled	M&H	E650332-MH
(0-15 psi) Black face/Chrome case w/ white numbers	Non liquid filled	Russell	E650350
(0-15 psi) Silver face/Chrome case w/ black numbers, 1/8 npt fittings	Oil filled	FiTech	FT80116
(0-100 psi) Silver face/Chrome case w/ black numbers, 1/8 npt fittings	Oil filled	FiTech	FT80115

NITROUS PRESSURE GAUGES

These 1-1/2" gauges may be fitted onto a nitrous bottle or just in front of the nitrous solenoid.

1-1/2" GAUGE

		EDELBRÖCK
(0-1400 psi) White face/Chrome case w/ black numbers	Liquid-filled	E73801

GAUGES

2-5/8" GAUGE TRIO - MECHANICAL

		M&H
Black face/Chrome bezel/Black holder w/ white numbers	Water temperature 0-280 Oil pressure mech 0-100 psi Volts 8-16v	MHGCOMBO-B
White face/Chrome bezel/Chrome holder w/ black numbers	Water temperature 0-280 Oil pressure mech 0-100 psi Volts 8-16v	MHGCOMBO-W

2" GAUGE TRIO - MECHANICAL

Black face/Chrome bezel/Black holder w/ white numbers	Water temperature 0-280 Oil pressure mech 0-100 psi Volts 8-16v	MHGCOMBO-B-2
---	---	--------------

60MM GAUGES - ELECTRICAL

AIR FUEL RATIO	BOOST	WATER TEMP	OIL PRESS	OIL TEMP	VOLTS	BLACK	WHITE
MHG60AF	MHG60BO	MHG60WT	MHG60OP	MHG60OT	MHG60V	-B	-W

NOTE: Please add colour suffix to Part # when ordering - i.e. Black - MHG60AF-B

TACHOMETERS

5" ELECTRICAL

	BLACK M&H	WHITE M&H
Electrical w/ Shiftlight 2-8 cylinder 0-10,000rpm motor	MHG5TACH-B	MHG5TACH-W

BARB ADAPTERS

Hose barb to pipe thread adapters.



STRAIGHT NPT PIPE TO TUBE*

THREAD SIZE (A)	BARB / AN SIZE (B)	BRASS MR GASKET	BLUE STA / M&H	BLUE RUSSELL	BLACK M&H
1/8" npt	1/4" -4AN	-	STAA840-4	E663000	MHAN840-4-BLK
1/2" npt	1/2" -8AN	-	STAA840-5	-	-
1/4" npt	3/8" -6AN	-	STAA840-6	E663010	MHAN840-6-BLK
1/8" npt	3/8" -6AN	-	STAA840-6-1	-	MHAN840-6-1-BLK
3/8" npt	1/2" -8AN	-	STAA840-8	E663020	MHAN840-8-BLK
3/8" npt	3/8" -6AN	MRG2965	MRG2965MH	-	MRG2965MH-BLK
1/2" npt	5/8" -10AN	-	STAA840-10	E663030	MHAN840-10-BLK

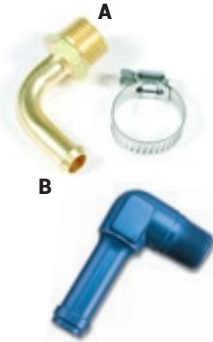
*Must use hose clamp



45° NPT PIPE TO TUBE*

THREAD SIZE (A)	BARB / AN SIZE (B)	BRASS MR GASKET	BLUE STA	BLUE RUSSELL	BLACK M&H
1/8" npt	1/4" -4AN	-	STAA844-4	E663050	-
1/4" npt	3/8" -6AN	-	STAA844-6	E663060	-
3/8" npt	1/2" -8AN	-	STAA844-8	E663070	-
1/2" npt	5/8" -10AN	-	STAA844-10	E663080	-
3/4" npt	3/4" -12AN	-	STAA844-12	E663090	-

*Must use hose clamp



90° NPT PIPE TO TUBE*

THREAD SIZE (A)	BARB / AN SIZE (B)	BRASS MR GASKET	BLUE STA	BLUE RUSSELL	BLACK M&H
1/8" npt	1/4" -4AN	-	STAA842-4	E663100	-
1/4" npt	3/8" -6AN	-	STAA842-6	E663110	-
3/8" npt	1/2" -8AN	-	STAA842-8	E663120	-
3/8" npt	3/8" -6AN	MRG2966	-	-	-

*Must use hose clamp



	M&H
3/8 npt male to 1/4 / 6.5mm barb male 90 degree	MHINT-1
1/2" NPT to 3/4" barb straight & 1/2 NPT to 5/8" barb 90 degree Chev SB / BB heater hose pipe chrome (pair)	MHINT-2
1/2" NPT to 3/4" barb straight Chev SB / BB heater hose pipe chrome (each)	MHINT-3

AN WELD BUNGS

Specially designed with a wide lip to prevent warping of the thread during welding.

AN MALE



AN SIZE	GENDER	ALUMINIUM STA	STEEL STA	S/STEEL STA
-4	M	STAN0207-4-A	STAN0207-4-AS	STAN0207-4-SS
-6	M	STAN0207-6-A	STAN0207-6-AS	STAN0207-6-SS
-8	M	STAN0207-8-A	STAN0207-8-AS	STAN0207-8-SS
-10	M	STAN0207-10-A	STAN0207-10-AS	STAN0207-10-SS
-12	M	STAN0207-12-A	STAN0207-12-AS	STAN0207-12-SS
-16	M	STAN0207-16-A	STAN0207-16-AS	STAN0207-16-SS
-20	M	STAN0207-20-A	-	STAN0207-20-SS

AN FEMALE



AN SIZE	THREAD	ALUMINIUM RUSSELL w/ o-ring seal	ALUMINIUM M&H
-8	3/4" -16 SAE	E640100	E640100-MH
-10	7/8" -14 SAE	E640110	E640110-MH
-12	1-5/16" -12 SAE	E640120	E640120-MH

WELD BUNGS & BARBS

Specially designed with a wide lip to prevent warping of the thread during welding.

NPT FEMALE



NPT SIZE	GENDER	ALUMINIUM STA	STEEL STA
1/8"	F	STA6176801	STA6176701
1/4"	F	STA6176802	STA6176702
3/8"	F	STA6176803	STA6176703
1/2"	F	STA6176804	STA6176704
3/4"	F	STA6176805	STA6176705

OXYGEN SENSOR PORT



SIZE	STEEL WELD IN STA	S/STEEL WELD IN STA	ALLOY BUNG STA	STEEL BUNG STA
M18x1.5	STA03401-M18X1.5	STA03401-M18X1.5-SS	STAA814-M18	STAA814-M18S

NPT WELD ON HOSE BARBS



NPT SIZE	AN SIZE	GENDER	ALUMINIUM STA
3/8"	-6AN	M	STAN0217-3/8
1/2"	-8AN	M	STAN0217-1/2
5/8"	-10AN	M	STAN0217-5/8
3/4"	-12AN	M	STAN0217-3/4

TIP

Part numbers highlighted Blue will link you to our websites product page for pricing & stock availability.



EDELBROCK CARBURETTORS THE BEST "STREET PERFORMANCE" CARBURETTOR

Precisely tuned, quality-built carburetors. Bolt on and run right out of the box.



PERFORMER SERIES™

An ideal replacement for stock or mild street applications. Calibrated for optimum performance in small-block and some big-block engines that operate in the idle to 5,500 rpm range. Ideal for passenger cars, trucks, 4x4s and RV's.



THUNDER SERIES AVS™

The next step up from Edelbrocks Performer Series Carburetors is the Thunder Series AVS. Designed & calibrated to deliver optimum street performance. Edelbrock Thunder Series AVS Carbs primary & secondary booster clusters & the most accurate & up-to-date calibration available for today's fuels & octane levels.



AVS2 SERIES™

The next generation in Edelbrock carburetors. AVS2 is based from the Thunder Series AVS, but features annular flow primary boosters with a new calibration for improved off idle & cruising performance. The annular flow booster design delivers improved fuel atomization to eliminate flat spots that may be encountered when the carburetor transitions from idle to full throttle.



QUICKFUEL TECHNOLOGY CARBURETTORS INNOVATORS IN FUEL SYSTEMS



SLAYER SERIES

Designed with many of the same innovations and features that are built into all QFT™ race-winning carburetors, including changeable air bleeds & power valve channel restrictions. It's designed with a secondary metering plate with changeable jets, & features all aluminum components for additional weight savings.



HOT ROD SERIES

A versatile performer designed for the most discerning street enthusiast. Featuring lightweight die-cast aluminum components, the HR-Series offer all the tunability you would expect from more expensive racing carburetors, including changeable bleeds, idle feed, power valve channel restrictions, & four-corner idle.



SUPER STREET SERIES

Combines street-friendly drivability & track-capable performance in a single value-oriented package. Setting them apart from ordinary street carbs, they feature billet dual metering blocks and throttle-bodies that offer tighter tolerances & eliminate porosity.



Q-SERIES

Ideally suited for bracket racers & weekend warriors alike. Q-Series carburetors are purpose-built for the dragstrip.

ASK US...

Can't find what you're looking for? Let us know! We may be able to source it.
Call: 09 256 1120 | Email: parts@staparts.co.nz

Holley

BRAWLER


HOLLEY & BRAWLER CARBURETTORS
BUILT FOR PERFORMANCE

From NASCAR To Your Car, NHRA to boats, Holley carburetors build power and perform out of the box!




DOMINATOR SERIES

The world famous Holley Dominator. For big inch, high horsepower engines. The ultimate big bore racing carburetor.




ULTRA XP

The ultimate small bore race carburetor. Loaded with race ready features. Billet metering blocks and base plates, high capacity bowls and more!




DOUBLE PUMPER

Tire turning power for hot street or race vehicles. Mechanical secondaries means your foot controls rear throttle blade opening. For light vehicles with low gearing and manual trans or automatics with high stall converter.



AVENGER

Performance calibrated street & off road carbs loaded with easy to use features. Vacuum secondaries for use on wide variety of vehicles.




CLASSIC HOLLEY

Performance upgrade for stock to mildly modified engines with classic Holley looks. Vacuum secondaries for use on wide variety of vehicles. Available in shiny or classic gold dichromate finish.



2 BARRELS

Street and race 2 Barrel carburetors with Holley Model 2300 bolt pattern.



SUPERCHARGER HP

Features a contoured venturii inlet for balanced air flow, screw in air bleeds for precision tuning capabilities, high flow metering blocks and Dominator style fuel bowls which allow plumbing from either side for ease of installation.




BRAWLER

The Brawler family of diecast carburetors are all made from light-weight diecast aluminum components. Brawlers come with the latest technology in air/fuel calibrations for today's street engine demands.


FST CARBURETTORS

INNOVATIVE, QUALITY DRIVEN AND AFFORDABLE



RT SERIES

RT Series carburettors offer an economical cast carburettor option for enthusiasts wanting a modern carburettor designed for street use. These carburettors provide improved performance for classic muscle cars, hot rods, street rods, or cruisers needing out-of-the-box reliability. Utilizing the latest technology in air and fuel calibration. All RT Series carburettors come with a Ford A/T kickdown lever and necessary components. Additionally, each FST 4150 carburettor comes equipped with a universal throttle lever with mounting holes compatible with a GM 700 R4 transmission.




RT PLUS SERIES

RT Series carburettors are designed to combine the same affordability of FST RT Series but are calibrated for the higher performance end of street market. The RT Plus Series come with black electroplated pressure forged metering blocks and throttle bodies for a more aggressive appearance. They also come with a Ford A/T kickdown lever and necessary components. Additionally, each FST 4150 carburettor comes equipped with a universal throttle lever with mounting holes compatible with a GM 700 R4 transmission.



RT X SERIES

RTX Series carburettors combine the affordability of a cast carburettor with the performance of billet metering blocks and throttle bodies, all in a package that has both street-friendly drivability and track-capable performance. The RT-X Series carburettors are available with both mechanical or vacuum secondaries, choked or chokeless main bodies, along with a polished or black electroplated finish on cast components. They also provide the latest in air-fuel calibration and tunability. All RTX Series carburettors come with a Ford A/T kickdown lever and necessary components. Additionally, each FST 4150 carburettor comes equipped with a universal throttle lever with mounting holes compatible with a GM 700 R4 transmission.



BILLET X-TREME

Billet X-treme Series carburettors feature complete billet construction and are suited for both racing and street applications. Billet X-treme carburettors feature changeable screw-in air bleeds and metering block restrictions for a higher level of tunability. These carburettors offer all the benefits of a true billet machined carburettor at "cast carburettor" pricing.

ASK US...

Can't find what you're looking for? Let us know! We may be able to source it.
 Call: 09 256 1120 | Email: parts@staparts.co.nz



PERFORMANCE 2 BARREL CARBURETTORS

350 CFM			
Holley Street Avenger Series 350 cfm, 2V model 2300, Electric Choke	Shiny Zinc 0-80350	-	-
Holley Performance 2 Barrels 350 cfm, 2V model 2300, Manual Choke	Gold Dichromate 0-7448	-	-
500 CFM			
Holley Ultra XP™ Series 500 cfm, 2V model 2300, Chokeless	Shiny Zinc -	Shiny w/ Black 0-4412BKX	Hard Core Gray 0-4412HBX
500 cfm, 2V model 2300, Manual Choke	0-4412S	-	-
Holley Ultra XP™ Series - E85 500 cfm, 2V model 2300, Chokeless	-	Black 0-4412EX	-
Holley Street Avenger Series 500 cfm, 2V model 2300, Electric Choke	Shiny 0-80500	-	-



PERFORMANCE 4 BARREL CARBURETTORS

390 CFM			
Holley Classic Series 390 cfm, 4V model 4160C Vac Sec, Electric Choke	Gold Dichromate 0-8007	-	-
450 CFM			
Holley Classic Series 450 cfm, 4V model 4160 Mec Sec, Chokeless	Gold Dichromate 0-9776	-	-
QuickFuel Technology Slayer Series Black Diamond 450 cfm, 4V model 4160 Vac Sec, Electric Choke	-	Black BD-450-VS	-
QuickFuel Technology Slayer Series Street 450 cfm, 4V model 4160 Vac Sec, Electric Choke	Shiny SL-450-VS	Polished -	-
450 cfm, 4V model 4160 Vac Sec, Chokeless, Front Tunnel Ram	-	SL-450-VSTRF	-
450 cfm, 4V model 4160 Vac Sec, Electric Choke, Rear Tunnel Ram	-	SL-450-VSTRR	-
465 CFM			
Holley Classic Series 465 cfm, 4V model 4160 Vac Sec, Electric Choke	Gold Dichromate 0-1848-2	-	-
500 CFM			
Edelbrock Performer Series 500 cfm, 4V Mec Sec, Electric Choke	EnduraShine -	Black -	Satin E1403
500 cfm, 4V Mec Sec, Manual Choke	-	-	E1404
Edelbrock Thunder Series AVS 500 cfm, 4V Adj Vac Sec, Manual Choke	EnduraShine E18024	Black -	Satin -
500 cfm, 4V Adj Vac Sec, Electric Choke	E18034	-	-
500 cfm, 4V Adj Vac Sec, Manual Choke	-	-	E1804
Edelbrock Thunder Series AVS2 500 cfm, 4V Adj Vac Sec, Electric Choke	EnduraShine -	Black -	Satin E1901
500 cfm, 4V Adj Vac Sec, Manual Choke	-	-	E1902
500 cfm, 4V Adj Vac Sec, Electric Choke Dual Carb	E19034	-	-
500 cfm, 4V Adj Vac Sec, Manual Choke Dual Carb	-	-	E1904

TIP

Part numbers highlighted Blue will link you to our websites product page for pricing & stock availability.

**570 CFM****Holley Street Avenger**

570 cfm, 4V model 4150 Vac Sec, Electric Choke

Shiny Zinc**0-80570** - -**Brawler**

570 cfm, 4V model 4150 Vac Sec, Electric Choke

Diecast**BR-67253** - -**600 CFM****Holley Classic Series**

600 cfm, 4V model 4160 Vac Sec, Manual Choke

Shiny Aluminum**0-1850SA** - -

600 cfm, 4V model 4160 Vac Sec, Electric Choke

0-80457SA - -**QuickFuel Technology Black Diamond Slayer Series**

600 cfm, 4V model 4150 Vac Sec, Electric Choke

Black**BD-1957** - -**QuickFuel Technology Slayer Series**

600 cfm, 4V model 4160 Vac Sec, Electric Choke

Shiny**SL-600-VS** - -**Edelbrock Performer Series**

600 cfm, 4V Mec Sec, Manual Choke

EnduraShine

E14054

Black**E14053****Satin****E1405**

600 cfm, 4V Mec Sec, Electric Choke

E14064

E14063**E1406****Holley Classic Series Double Pumper**

600 cfm, 4V model 4150 Mec Sec, Manual Choke

Shiny Zinc**0-4776S** - -**Holley Supercharger Carburetors**

600 cfm, 4V model 4150 Mec Sec, Manual Choke

Shiny Zinc**0-80592S** - -**Holley Ultra XP™ Series**

600 cfm, 4V model 4150 Mec Sec, Chokeless

-

Hard Core Gray**0-80801HBX** - -**QuickFuel Technology HR-Series**

600 cfm, 4V HR-Series Mec Sec, Electric Choke

Shiny**HR-600** - -

ASK US...

Can't find what you're looking for? Let us know! We may be able to source it.
 Call: 09 256 1120 | Email: parts@staparts.co.nz



650 CFM

Edelbrock Thunder Series AVS 650 cfm, 4V Adj Vac Sec, Manual Choke	EnduraShine E18054	Black -	Satin E18059
650 cfm, 4V Adj Vac Sec, Electric Choke	-	-	E18069
Edelbrock Thunder Series AVS2 650 cfm, 4V Adj Vac Sec, Manual Choke	EnduraShine E19054	Black -	Satin E1905
650 cfm, 4V Adj Vac Sec, Electric Choke	E19064	-	E1906
Holley Classic Double Pumper 650 cfm, 4V model 4150 Mec Sec, Manual Choke	Shiny Aluminum 0-4777S	Hard Core Gray -	-
Holley Ultra Double Pumper 650 cfm, 4V model 4150 Mec Sec, Electric Choke	Shiny Aluminum w/ Blue Billet -	Hard Core Gray 0-76650HB	-
650 cfm, 4V model 4150 Mec Sec, Manual Choke	0-76651BL	-	-
Holley Ultra XP™ Series 650 cfm, 4V model 4150 Mec Sec (Gasoline)	Shiny Aluminum w/ Black Billet 0-80802BKX	Hard Core Gray w/ Black 0-80802HBX	-
650 cfm, 4V model 4150 Mec Sec (E85)	-	0-80842HBX	-
QuickFuel Super Street Series 650 cfm, 4V model 4150 Mec Sec, Electric Choke	Polished SS-650	-	-
QuickFuel Drag Race Q-Series 650 cfm, 4V model 4150 Mec Sec, Chokeless	Polished Q-650	-	-
QuickFuel Drag Race Q-Series Black Diamond 650 cfm, 4V model 4150 Mec Sec, Chokeless	-	Black BDQ-650	-
QuickFuel Hot Rod Series 650 cfm, 4V model 4150 Mec Sec, Electric Choke	Shiny HR-650	-	-
Mighty Demon 650 cfm, 4V model 4150 Mec Sec, annular booster	Shiny MAD-650-BT	-	-
Screaming Demon 650 cfm, 4V model 4150 Mec Sec, down leg boosters	Shiny SDA-650-MS	-	-
FST RT Plus Series 650 cfm, 4V model 4150 Vac Sec, Electric Choke	Polished FST41650P	-	-
650 cfm, 4V model 4150 Mec Sec, Manual Choke	FST41650P-3	-	-

670 CFM

Holley Street Avenger 670 cfm, 4V model 4150 Vac Sec, Electric Choke	Shiny Zinc 0-80670	-	-
Holley Marine Avenger 670 cfm, 4V model 4150 Vac Sec, Electric Choke	-	Hard Core Gray 0-82670	-
Brawler 670 cfm, 4V model 4150 Vac Sec, Electric Choke	Diecast BR-67256	-	-

680 CFM

QuickFuel Technology Super Street Series Black Diamond 680 cfm, 4V model 4150 Vac Sec, Electric Choke	-	Black Aluminum BD-680-VS	-
QuickFuel Technology HR-Series 680 cfm, 4V model 4150 Vac Sec, Electric Choke	Shiny Aluminum HR-680-VS	-	-



750 CFM

Holley Classic Series	750 cfm, 4V model 4160 Vac Sec, Manual Choke	Shiny Zinc 0-3310S	-	-
Edelbrock Performer Series	750 cfm, 4V Mec Sec, Manual Choke	-	Black E14073	Satin E1407
	750 cfm, 4V Mec Sec, Electric Choke	-	-	E1411
Holley Ultra XP™ Series	750 cfm, 4V model 4150 Mec Sec, Chokeless (Gasoline)	-	Hard Core Gray w/ Black 0-80803HBX	-
	750 cfm, 4V model 4150 Mec Sec, Chokeless (Methanol)	-	0-80833HBX	-
	750 cfm, 4V model 4150 Mec Sec, Chokeless (E85)	-	0-80843HBX	-
Holley Ultra Double Pumper	750 cfm, 4V model 4160 Mec Sec, Manual Choke	Shiny Aluminum 0-4779SA	-	-
Holley Supercharger/Blower	750 cfm, 4V model 4150 Mec Sec, Chokeless	Polished 0-80576S	-	-
Mighty Demon	750 cfm, 4V model 4150 Mec Sec, annular booster	Shiny MAD-750-BT	-	-
QuickFuel Drag Race Q-Series	750 cfm, 4V model 4160 Mec Sec, Chokeless	Polished Q-750	-	-
QuickFuel Drag Race Q-Series Black Diamond	750 cfm, 4V model 4160 Mec Sec, Chokeless	-	Black BDQ-750	-
QuickFuel Technology Hot Rod Series	750 cfm, 4V model 4150 Mec Sec, Electric Choke	Polished HR-750	-	-
QuickFuel Technology Slayer Series	750 cfm, 4V model 4150 Vac Sec, Electric Choke	Polished SL-750-VS	-	-
QuickFuel Technology Super Street Series	750 cfm, 4V model 4150 Mec Sec, Electric Choke	Polished w/ Red SS-750	-	-
FST RT Plus Series	750 cfm, 4V model 4150 Vac Sec, Electric Choke	Polished 41750P	-	-
	750 cfm, 4V model 4150 Vac Sec, Manual Choke	41750P-3	-	-
FST RT-X Series	750 cfm, 4V model 4150 Mec Sec, Chokeless	-	Black 42750XB	-

770 CFM

Brawler	750 cfm, Square-Flange, Manual Choke	Diecast BR-67258	-	-
Holley Street Avenger	750 cfm, 4V model 4150 Vac Sec, Electric Choke	Polished 0-80770	-	-

780 CFM

QuickFuel Technology Super Street Series	780 cfm, 4V model 4150 Vac Sec, Electric Choke	Shiny Aluminum SS-780-VS	Black Aluminum BD-780-VS	-
QuickFuel Technology HR-Series	780 cfm, 4V model 4150 Vac Sec, Electric Choke	Shiny Aluminum HR-780-VS	-	-

800 CFM

Edelbrock Thunder Series AVS	800 cfm, Adj Vac Sec, Manual Choke	EnduraShine E18124	Black -	Satin E1812
	800 cfm, Adj Vac Sec, Electric Choke	E18134	-	E1813
Edelbrock AVS2 Series	800 cfm, Adj Vac Sec, Manual Choke	-	-	Satin E1912
	800 cfm, Adj Vac Sec, Electric Choke	-	-	E1913

ASK US...

Can't find what you're looking for? Let us know! We may be able to source it.
Call: 09 256 1120 | Email: parts@staparts.co.nz



850 CFM

Holley Ultra Double Pump			Hard Core Gray	
850 cfm, 4V model 4150 Mec Sec, Electric Choke	-		0-76850HB	-
850 cfm, 4V model 4150 Mec Sec, Manual Choke	-		0-76851HB	-
Holley Ultra XP™ Series			Hard Core Gray	
850 cfm, 4V model 4150 Mec Sec, Chokeless	-		0-80804HBX	-
QuickFuel Technology Q-Series Drag Race		Shiny		
850 cfm, 4V model 4150 Mec Sec, Chokeless	-	Q-850	-	-
QuickFuel Drag Race Q-Series Black Diamond			Black	
850 cfm, 4V model 4150 Mec Sec, Chokeless	-		BDQ-850	-
FST Billet X-treme Series		Anodized Titanium w/ Red		
850 cfm, 4V model 4150 Mec Sec, Chokeless	-	FST41850B-3-V	-	-


950 CFM

Holley Ultra XP™ Series			Hard Core Gray	
950 cfm, 4V model 4150 Mec Sec, Chokeless (Gasoline)	-		0-80805HBX	-
950 cfm, 4V model 4150 Mec Sec, Chokeless (E85)	-		0-80845HBX	-
QuickFuel Technology Q-Series Drag Race		Shiny		
950 cfm, 4V model 4160 Mec Sec, Chokeless	-	Q-950	-	-

1050 CFM

QuickFuel Technology Q-Series Drag Race			Black	
1050 cfm, 4V model 4150 Mec Sec, Chokeless	-		BDQ-1050	-

FiTech
Fuel Injection



FiTECH EFI SYSTEMS

The Go EFI System offers features either not found in competitive EFI systems or if they are, you will pay hundreds if not thousands more to have them. With the FiTech EFI systems you will not only get the very latest in EFI technology but you get the most affordable full featured systems available. You can pay more, but you won't be getting anything that's better than FiTech.

Extensive lineup of features:

- The fastest, most accurate self-learning available
- Timing control without the need for CDI box
- We flow annual discharge
- Both 4-injector or 8-injector systems offered
- Power Adder versions for supercharging, turbo charging or nitrous
- Throttle body systems fit all 4-bbl manifolds
- Throttle body mounted ECU (computer) eliminates unnecessary wiring for a clean installation
- Built-in fuel pressure regulator, and MAP sensor
- Bosch wide-band O2 sensor
- Polished stainless steel linkage
- Fan control (up to two fans on Power Adder units)
- Three fuel inlet connections on throttle body
- Hand-held controller with colour touch screen. Includes 8GB SD card
- PWM voltage control for fuel pump automatically reduces pump speed at idle or low speed conditions.



NOTE: NOT EVERY FiTECH EFI SYSTEM CONTAINS ALL OF THE FEATURES LISTED ABOVE. THE POWER ADDER SYSTEMS DO HAVE ALL THE LISTED FEATURES.

CONTINUED OVER PAGE...

TIP

Part numbers highlighted Blue will link you to our websites product page for pricing & stock availability.



EFI SYSTEMS

100-400HP GO EFI 2	FINISH	FITECH
Base kit, 2300 2 barrel flange	Classic Gold	FT39001
250-600HP EASY STREET	FINISH	FITECH
Base kit, 4150 flange	Classic Gold	FT30005
400HP GO STREET	FINISH	FITECH
Base kit, 4150 flange	Cast	FT30003
600HP GO EFI 4	FINISH	FITECH
Base kit, 4150 flange	Bright Aluminum	FT30001
Base kit, 4150 flange	Matte Black	FT30002
GO EFI 4 POWER ADDER	FINISH	FITECH
Base kit, 4150 flange	Matte Black	FT30004
800HP MEAN STREET	FINISH	FITECH
Base kit, 4150 flange, 8 injectors	Black	FT30008
1200HP GO EFI 8 POWER ADDER	FINISH	FITECH
Power Adder kit, 4150 flange	Black	FT30012
2x4 625HP GO EFI	FINISH	FITECH
Suit dual 4150 flange manifolds, 8-injectors	Bright Aluminum	FT30061
Suit dual 4150 flange manifolds, 8-injectors	Matte Black	FT30062
2x4 1200HP GO EFI POWER ADDER	FINISH	FITECH
Suit dual 4150 flange manifolds, 8-injectors	Matte Black	FT30064



FUEL INJECTION ACCESSORIES

	FITECH
Throttle Linkage Kit - Triple / Dual carb	FT39611
Banjo Fitting Kit - Inlet pressure side -6an 90°	FT62018
Banjo Fitting Kit - Return pressure side -6an 90°	FT62019
Throttle body aftermarket billet alloy 4 bolt LS, cable driven.	FT70061 92mm
Use FT70063 cable bracket.	FT70062 102mm

FiTech
Fuel Injection



Features	GoStreet EFI	EasyStreet EFI	MeanStreet EFI	Go EFI 4	Go EFI 4 PA	Go EFI 8 PA
Horsepower	150-400hp	200-600hp	200-800hp	200-650hp	200-650hp	250-1200hp
Injectors	4-56lbs	4-80lbs	8-62lbs	4-80lbs	4-80lbs	8-80lbs
Self Learning	Yes	Yes	Yes	Yes	Yes	Yes
Integrated ECU	Yes	Yes	Yes	Yes	Yes	Yes
Timing Control	No	No	No	Yes*	Yes*	Yes*
Fan Control	1 Fan	1 Fan	2 Fan	1 Fan	2 Fans	2 Fans
Boost Compatible	No	No	No	No	25 PSI	25 PSI
Nitrous Control	No	No	AFR Correction	No	Full Control	Full Control
Hand-held Tuner	Color Touch Screen	Color Touch Screen	Color Touch Screen	Color Touch Screen	Color Touch Screen	Color Touch Screen
Laptop Tuning	No	No	No	No	Yes	Yes

*Use with of a 2-wire distributor

ASK US...

Can't find what you're looking for? Let us know! We may be able to source it.
 Call: 09 256 1120 | Email: parts@staparts.co.nz



FUEL SYSTEMS

HYPERFUEL COMMAND CENTER 2



Designed to be used in vehicles with stock fuel tanks converting from a carburettor to EFI. The Command Center 2 eliminates that problem. The pump in the Command Center 2 never gets uncovered because it receives a steady supply of fuel from your existing fuel system. So your system maintains a constant flow of fuel. The built-in regulator eliminates the need for an external regulator. Since the Command Center 2 is constantly circulating fuel to and from your tank, your fuel pump stays cooler and will have a longer life. The fuel pump noise is also muffled by being submerged in fuel 100% of the time.

Kit Contents:

- 1 - Main assembly w/340 LPH fuel pump, regulator, pressure gauge
- 5ft - High-pressure hose & -6AN fittings connect main assembly to throttle body
- 1 - Hyperfuel high-flow 30-micron EFI fuel filter
- 1 - Return fitting and seals

COMMAND CENTER

For EFI systems up to 800hp. Mounts in engine bay.

HYPERFUEL

FT40004



FITECH FORCE FUEL SYSTEM

The Force Fuel simply connects to a stock mechanical or electric fuel pump then supplies the EFI system with high pressure through the use of an internal 340-LPH pump. This means you don't need to run a new feed line from the tank! With a strong, versatile mounting bracket, the Force Fuel System mounts under and is fed with the original fuel pump. The assembly holds half-a-gallon of fuel to submerge the electric fuel pump to keep it cool for long life and no chance of fuel starvation. An internal regulator keeps the pressure at a consistent 58-psi which is ideal for reliable EFI performance.

Kit Contents: Submerged 340lph fuel pump, 58psi internal regulator, 10 micron fuel filter, suitable fittings, 5ft x -6an efi hose (requires a return line to tank)

FORCE FUEL

For EFI systems up to 800hp

FT50004



GO FUEL FORCE FUEL MINI SURGE TANK

Like the other Force Fuel Systems, the Mini is fed through a low-pressure mechanical pump (or electric) saving the need to modify the entire fuel system. The reservoir of the Mini is equipped with an efficient 255-LPH pump and internal regulator to provide a consistent 58-psi of fuel pressure for your EFI system. The compact design of the new Mini Force Fuel fits easily under the hoods of street rods and smaller engine compartments. To make installing the Mini easier, its mounting bracket is designed to be installed in four helpful positions. The Force Fuel Mini is supplied with high pressure fuel hose, AN fittings, a liquid filled gauge, 10-micron filter and a return line bung to complete the installation. Available as PN 50006 or included in FiTech's Master EFI Kits for a variety of applications. With a strong, versatile mounting bracket, that allows for up to 4 mounting options; the Mini Force Fuel System mounts under and is fed with the original fuel pump.

Kit Contents: Submerged 255lph fuel pump, 58psi internal regulator, 10 micron fuel filter, suitable fittings, 5ft x -6an efi hose (requires a return line to tank)

FORCE FUEL

For EFI systems upto 800hp

FT50006



FUEL DELIVERY KITS

Kit Contents:

- 1 - 255lph Fuel Pump (FiTech)
- 1 - Billet Fuel Pump Clamp (M&H)
- 1 - 8AN Pre-filter (M&H)
- 1 - 6AN Post filter (M&H)
- 3 - 6AN Straight Hose End Fittings (M&H)
- 3 - 8AN Straight Hose End Fittings (M&H)
- 2 - 6AN 45 degree Hose End Fittings (M&H)
- 20ft - 6AN Black Braided OR Twist-Loc Hose (M&H)
- 5ft - 8AN Black Braided OR Twist-Loc Hose (M&H)

INFRAME FUEL DELIVERY KIT

For EFI up to 625hp - Braided Hose - Black

M&H

FT40005MH-BRAID

For EFI up to 625hp - Twist-Loc Hose - Black

FT40005MH-PUSH

For EFI up to 625hp - Twist-Loc Hose - Blue

FT40005MH-PUSHB

FUEL DELIVERY KIT LS

Includes: 85gph fuel pump, 58psi regulator with built in fuel filter, -8AN pushloc style hose & fittings

M&H

MHLSFPD-KIT

TIP

Part numbers highlighted Blue will link you to our websites product page for pricing & stock availability.

CARB/FUEL PUMP ADAPTER FITTINGS

AN SIZE	ZINC-PLATED STEEL RUSSELL	ENDURA RUSSELL	ALLOY M&H
---------	---------------------------	----------------	-----------

APPLICATION: Ford, Chrysler & early Chev pumps with 1/2"-20 inverted flare thread.

-6	-	E640331	
-8	E640390	-	

APPLICATION: Ford, Chrysler & early Chev pumps 5/8"-18 inverted flare thread.

-6	E640380	-	E640380-MH
-8	E640400	-	E640400-MH

CARB ADAPTER FITTINGS

AN SIZE	RED RUSSELL	BLUE	BLACK M&H
---------	-------------	------	-----------

APPLICATION: Holley Single Feed 600-660 Series, Holley Dual Feed 4010-4011 Series and Summit carbs, all 2-Barrel Series and Demon with 9/16"-24 thread. QuickFuel

-6	E640200 (Pair)	E640200MH (Ea)	-
----	----------------	----------------	---

APPLICATION: Holley Dual Feed 750 through Dominator 1350 Series. Quadrajet up to 1974 with 7/8"-20 thread.

-6	E640220 (Pair)	E640223 (Pair)	E640223MH (Ea)	E640220MH (Ea)
-8	-	-	-	E8082MH

APPLICATION: Holley Dual Feed 750 through Dominator 1350 Series. Overall length is 2". 7/8"-20 thread.

-8	E640210 (Pair)	-	-
----	----------------	---	---

FUEL INLET FITTINGS

Holleys fuel inlet fittings are precisely machined from 2024 aluminum and anodized black for good looks and corrosion protection.

	HOLLEY BLACK	M&H BLACK
--	--------------	-----------

APPLICATION: Holley Ultra XP fuel bowls applications 600 thru Dominator 1350, 4150, 4160, 4500 Series

-6AN Male to -8AN o'ring Male - Short for dual feed	HOL26-142-1	-
-8AN Male to -8AN o'ring Male - Long for dual feed	HOL26-143-1	-
-8AN Male to -8AN o'ring Male - Medium for dual feed	HOL26-153-1	-
-8AN Female to 3/4-16 Male - Medium for dual feed	-	HOL26-154-1MH
-6AN Male to -8AN o'ring Male - Long for dual feed	HOL26-164-1	-

CARB INLET FITTINGS

AN SIZE	LENGTH	STA	RUSSELL	M&H
---------	--------	-----	---------	-----

APPLICATION: Holley Dual Feed 750 through Dominator 1350 Series. Overall length is 3-14". 7/8"-20 thread.

-8			E640753 (Pair)	-
----	--	--	----------------	---

APPLICATION: Holley / Quick Fuel Dual Feed applications. 7/8"-20 inlet thread.

-6	75mm	STADF600-650*	-	-
-8	2"	STADF800-850*	-	-
-8	3"	-	-	MHDF800-850-L

*Use with E645220 washers

APPLICATION: Demon / Barry Grant carbs with 9/16"-24 inlet.

-8	3"	-	STADFBGD*	STADFBGD-BK*
----	----	---	-----------	--------------

*Use with E645210 washers

APPLICATION: Weber IDA. Bosch pump outlet.

-6	1.5mm	STAN816-6-M12C	E670513	MHAN816-6-M12C-BLK
----	-------	----------------	---------	--------------------

ASK US...

Can't find what you're looking for? Let us know! We may be able to source it.
 Call: 09 256 1120 | Email: parts@staparts.co.nz



CARB BANJO ADAPTER FITTINGS

AN SIZE	RUSSELL RED/BLUE	M&H BLACK
APPLICATION: Edelbrock Thunder Series, Performer Series and Carter AFB carbs with 5/8"-20 thread. Banjo fitting assembles directly to hose.		
-6	E640270	E640276MH
APPLICATION: Holley single feed 600-660 Series, and all Two Barrel series with 9/16"-24 thread. Banjo fitting assembles directly to hose.		
-6	E640230	E640236MH
		FITECH BLACK
Banjo Fitting, Kit - Inlet pressure side -6an 90 degree (FiTech)		FT62018
Banjo Fitting, Kit - Return pressure side -6an 90 degree (FiTech)		FT62019



SERVICE & INSTALLATION PARTS

	M&H	EDELBROCK	QUICKFUEL	HOLLEY
-6AN Fitting - for Edelbrock square-bore & Carter AFB carbs w/ 5/8"-20 thread	E8087RMH (Red) E8087MH-BLK (Black)	E8087 (Red)	-	-
Banjo Fitting - for Edelbrock square-bore & Carter AFB carbs w/ 5/8"-20 thread	E8089MH (Red) E8089MH (Black)	E8089 (Brass)	-	-
Banjo Fitting - for Holley, QFT carbs w/ 9/16-24 banjo to 5/16 hose barb	-	-	QFT19-1	-
Banjo Fitting - for Holley, QFT carbs w/ 9/16-24 banjo to 3/8 hose barb	-	-	QFT19-2	-
Manifold Vacuum Fitting (low profile) For Holley Double-Pumper when used with #2101 & #5001	-	E8096 (Brass)	-	-
Fuel Bowl Inverted Flare Fitting 7/8-20 male to 3/8-18 female	-	-	-	HOL26-26

CARB FITTING SEALING WASHERS

When servicing or rebuilding a carburettor, always replace the old washers with new ones.

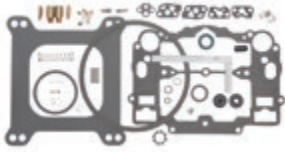
	RUSSELL
Use w/ Holley & Demon 9/16"-24 carb fittings	E645210
Use w/ Holley & Quadrajets 7/8"-20 carb fittings	E645220
Use w/ Edelbrock & Carter 5/8"-20 carb fittings	E645230
	Sold per pair

CARBURETTOR POWER VALVES

	HOLLEY	QUICKFUEL
Single stage standard flow. Includes gasket.		Four door style.
2.5 in. Hg	HOL125-25	QFT25-25
3.5 in. Hg	HOL125-35	QFT25-35
4.5 in. Hg	HOL125-45	QFT25-45
5.0 in. Hg	HOL125-50	QFT25-50
5.5 in. Hg	HOL125-55	QFT25-55
6.0 in. Hg	-	QFT25-60
6.5 in. Hg	-	QFT25-65
7.5 in. Hg	-	QFT25-75
8.5 in. Hg	HOL125-85	-
9.5 in. Hg	HOL125-95	-
10.5 in. Hg	HOL125-105	-

Sold each

CARBURETTOR REBUILD KITS




Suits all Edelbrock square bore carbs.
Includes parts & gaskets.

E1477



Suits Edelbrock 94 Series & Holley 94 2-barrel carbs
Includes parts & gaskets.

E1154




Suits most Holley 4160 style vacuum secondary models

E12750




Suits most Holley 4150 style mechanical secondary models

E12760



Suits Holley 0-1850S
0-80457S 600 cfm
4160 vacuum secondary

HOL37-119




Suits Holley 4160
Fast Kit

HOL37-1542



Suits Holley 2300 2 barrel
Fast Kit

HOL37-1543



Suits Holley 4150
Fast Kit

HOL37-1544



Suits Holley 4150 600, 650,
700, 750, 800, 850cfm

HOL37-485



Suits Holley 4160 600cfm
Renew Kit

HOL37-720



Suits Holley 4160 750cfm
Renew Kit

HOL37-754



Suits Holley Vacuum
Sec & Mech Sec, Trick kit

HOL37-933



Suits Holley Street Avenger
0-80670, 0-80770, 0-81670,
0-83670, 0-85670, 0-81770,
0-83770, 0-85770 Renew Kit

HOL37-935



Suits Quick Fuel 4160 390-
850 cfm vacuum secondary
carbs. Also fits Road Demon
Jr., Road Demon & vac sec
Speed Demon, Replaces
Barry Grant kit, 190003 and
Holley 37-119, 37-720, 37-
754 & 37-1542

QFT3-200




Suits Quick Fuel 4160
600 cfm vacuum secondary
non stick

QFT3-2000

Suits Quick Fuel 4150
390, 600, 650, 700, 750,
800, 850 cfm mechanical
secondary non stick

QFT3-202



Suits Quick Fuel 4500
Dominator style 2 and 3-circuit
applications, gasoline only

QFT3-4700

ASK US...

Can't find what you're looking for? Let us know! We may be able to source it.
 Call: 09 256 1120 | Email: parts@staparts.co.nz

BRACKETS & LINKAGE




- 1.** Throttle Lever Adapter Chrysler For Performer & AVS Series carbs. Fits 1966 and later Chryslers. Gold iridited finish **E1481 Edelbrock**
- 2.** Throttle Lever Adapter Chrysler For Performer & AVS Series carbs. Fits 1966 and later Chryslers. Black finish. **E1843 Edelbrock**
- 3.** Throttle Lever Adapter Ford For Performer & AVS Series carbs. 1968 & later equipped vehicles with cable operated throttle, except A.O.D. Gold iridited finish. **E1483 Edelbrock**
- 4.** Throttle Lever Adapter Ford 429ci, 460ci BB For Performer & AVS Series carbs. Use with throttle lever adapter 1483 & stock cable bracket when necessary. Gold iridited finish. **E1495 Edelbrock**
- 5.** Throttle Lever Adapter Ford For Performer & AVS Series carbs. 1968 & later equipped vehicles with cable operated throttle, except A.O.D. Black finish. **E1844 Edelbrock**
- 6.** Throttle bracket Chev SB upto-1978 w/ TH350,TH-350, 200R4, 700R4 chrome **E8030 Edelbrock**
- 7.** Throttle bracket Chev SB BB universal adjustable black powder-coated **E8031 Edelbrock**
- 8.** Throttle bracket Chev SB vortec & E-tec adjustable for both EFI and carb style manifolds black powdercoated **E8032 Edelbrock**
- 9.** Throttle bracket Chev SB with provision for cruise control and kickdown bracket for 1978 and earlier, Cadmium plated **E8036 Edelbrock**
- 10.** Throttle cable bracket with auto trans kickdown attachment **MRG6039 Mr Gasket**
MRG6039MH M&H

Throttle cable bracket includes two springs and bracket. Has provision to attach CFR style kickdown cable bracket **MRG6092 Mr Gasket**

Universal throttle return dual spring kit. Includes chrome bracket. Comes with two light springs & two heavy springs) May need to be modified to fit some carb applications **MRG9678 Mr Gasket**
MRG9678MH M&H
- Universal throttle return dual spring kit. Includes bracket. **MRG19 Mr Gasket**
MRG19MH M&H
- Universal throttle return dual spring kit. No bracket. **MRG19SPE Spectre**
- Universal throttle return dual spring ki. Includes billet brackets. Comes with two springs. **HOL1958**
- Throttle Linkage Kit For 2x 4150 carbs or throttle bodies. Includes 3 x universal adjustable linkage rods, 8", 7-1/4", 5" 10-32 right & left hand thread **HOL20-43**
- 11.** Throttle Lever Extension Chrysler applications Works with all Holley carbs that have the universal throttle linkage. **HOL20-7**
- 12.** Carb adjustable secondary linkage kit for all Holley Double Pumper, HP, and Ultra XP carburetors Choose between a 1:1 and a progressive secondary ratio. **HOL20-122**
- 13.** Throttle Linkage Kit Chev SB tunnel ram for sideways mounted Holley style 4150 carbs. Not for Edelbrock or Carter carbs. **E7071 Edelbrock**
- 14.** Throttle Linkage Kit Chev BB tunnel ram for sideways mounted Holley style 4500 carbs **E7077 Edelbrock**
- 15.** Throttle Linkage Kit Dual-quad progressive linkage for Edelbrock manifolds 5420 5421 5425 5435 5440 **E7094 Edelbrock**
- 16.** Throttle Linkage Kit Tunnel ram for forward mounted carbs **E7097 Edelbrock**
- 17.** Carb throttle ball end stud 1/4" ball & bracket kit **E8012 Edelbrock**
- 18.** Carb throttle ball end stud assortment. Kit includes: 220, 250, 225, 10/32 & 1/4-28 Pack of 4 **QFT28-100**
- 19.** Carburettor GM throttle & cruise control stud **HOL20-36**
- 20.** Carburettor throttle stud & nut 7/32" **HOL20-37**
- 21.** Carburettor throttle stud & nut 1/4" **HOL20-38**
- 22.** Carburettor Bracket Kit Suit Holley, Quick fuel & Demon 4 barrels. Can be modified to suit Edelbrock carbs. **MHCARBBRACKET (Polished)**
MHCARBBRACKET-1 (Black)
- 23.** TV cable carb bracket Chev with TH200 TH700 4L60 transmissions geometry corrector **E8026 Edelbrock**
- 24.** Transmission kickdown TV cable bracket TH700, TH-700, 700R4 Chev GM applications **HOL20-121**
- 25.** Throttle Linkage Kit triple / dual carb **FT39611 FiTech**

CARBURETTOR ADAPTER KITS



Square bore flange
Holley / Edelbrock
carbs to spread bore
Quadrajt / Rochester
4 barrel intake manifolds,
0.850" thick, 4 hole centre,
Includes gaskets & studs.
Not suitable for Holden
applications.

E2696



Square bore flange
Holley / Edelbrock
carbs to spread bore
Quadrajt / Rochester
4 barrel intake manifolds,
0.850" thick, open centre,
Includes gaskets & studs.
Not suitable for Holden
applications.

MRG1932
MRG1932MH



Square bore flange
Holley / Edelbrock
carbs to spread bore
Quadrajt / Rochester
4 barrel intake manifolds,
0.850" thick, 4 hole centre,
Includes filter, fuel hose,
gaskets & studs.
Not suitable for Holden
applications.

E2697



2 barrel 4 bolt flange
carburettors to square bore
flange 4 barrel intake
manifolds, 1" thick,
open centre
Includes gaskets & studs.

MRG1933

CARBURETTOR SPACERS



E8710



E8710-1MH



E8711



E8711-1MH



ARF4460



E8712



E8713




E8713-MH



E8719



E8722



E8723




E8724



E8751

MATERIAL		CARBURETOR SPACER STYLE	THICKNESS	EDELBROCK	M&H	AFR
Black phenolic plastic	Comes with studs	Open	1"	E8710	-	-
Aluminum	Fits Holley / Edelbrock carbs	4-hole	1"	-	E8710-1MH	-
Black phenolic plastic	Comes with studs no gasket	4-hole	1"	E8711	-	-
Aluminum	Fits Holley / Edelbrock carbs	4-hole	1"	-	E8711-MH	-
Lightweight phenolic	For 4150 carb. Will act as a heat barrier between the manifold and carburettor.	4-hole Clover Leaf	1"	-	-	AFR4460
Black phenolic plastic	Comes with studs	Open	2"	E8712	-	-
Black phenolic plastic	Comes with studs	4-hole	2"	E8713	-	-
Aluminum	Fits Holley / Edelbrock carbs	4-hole	1.5"	-	E8713-MH	-
Phenolic wood	Comes with studs	Open	3/4"	E8719	-	-
Phenolic wood	Dual bolt pattern for Edelbrock carbs on single & dual quad manifolds. Will not fit 2101 style carb pads.	Divided-wall	1/2"	E8722	-	-
Phenolic wood	Dual bolt pattern for Edelbrock carbs on single & dual quad manifolds. Will not fit 2101 style carb pads.	4-hole	1/2"	E8723	-	-
Phenolic wood	Comes with studs. Fits Holley / Edelbrock carbs	Open	1/2"	E8724	-	-
Phenolic wood	Edelbrock 94 & Stromberg 97 3 bolt carbs	2-hole	1/4"	E8751	-	-

CARBURETTOR GASKETS



CARBURETTOR MOUNTING GASKET	GASKET OPENING STYLE	CARBURETTOR FLANGE	FELPRO	MAHLE	MR GASKET	EDELBROCK
4 barrel Quadrajets. Suit adapter plates and Holden V8 1976-on	Open centre	Spread Bore	FEL1902	-	-	-
4 barrel Holley 4500	Open centre	Dominator	FEL1903	FEL1903VR	-	-
4 barrel Holley Edelbrock carter	4-hole	Square bore	FEL1911	-	FEL1911MRG	-
Holley 4500	4-hole	Dominator	FEL1912	-	-	-
4 barrel Holley Edelbrock Carter	4-hole	Square bore	FEL1913	-	-	-
4 barrel Holley Edelbrock Carter	Open centre	Square bore	FEL1914	-	FEL1914MRG	-




CARBURETTOR INSULATOR GASKET	GASKET OPENING STYLE	CARBURETTOR FLANGE	FELPRO	MAHLE	MR GASKET	EDELBROCK
Heat insulator gasket .320" thickness Comes with extended carb studs	Open centre	Square bore	-	-	-	E9265
Heat insulator gasket .320" thickness Comes with extended carb studs	Divided centre	Square bore	-	-	-	E9266
Quadrajets except some thermo quads, 1/4 thickness	4-hole	Spread Bore	FEL1905	-	-	-
Quadrajets, 1/4 thickness	Open centre	Spread Bore	FEL1908	-	-	-

CARBURETTOR STUD KITS



THREAD SIZE	STUD LENGTH	FINISH		ARP	MR GASKET	EDELBROCK
5/16	1.250"	Zinc finish	For use with Edelbrock 94 series carbs only.	Pack of 3	-	E8006
5/16	1.500"	Zinc finish		Pack of 4	-	MRG60
5/16	1.700"	Black oxide		Pack of 4	ARP200-2401	-
5/16	1.700"	Stainless		Pack of 4	ARP400-2401	-
5/16	1.750"	Zinc finish		Pack of 4	-	E8024
5/16	2.500"	Zinc Coated Steel		Pack of 4	-	MRG62
5/16	2.700"	Black oxide	To suit applications with 1" carb spacer	Pack of 4	ARP200-2402	-
5/16	2.700"	Stainless	To suit applications with 1" carb spacer	Pack of 4	ARP400-2402	-
5/16	3.200"	Black oxide	To suit applications with 1-1/4" carb spacer	Pack of 4	ARP200-2408	-
5/16	3.200"	Stainless	To suit applications with 1-1/4" carb spacer	Pack of 4	ARP400-2408	-
5/16	3.700"	Black oxide	To suit applications with 2" carb spacer	Pack of 4	ARP200-2404	-



E8134

FUEL INLET AND FILTER KITS

SINGLE FEED FOR EDELBROCK PERFORMER SERIES AND THUNDER SERIES AVS CARBURETTORS

These fuel inlets for Edelbrock carburettors provide a clean and custom plumbing solution. The drop-down design routes the fuel line on the right-hand side of the carburettor below the linkage and choke housing.

The #8126 includes a barbed end for a push-on 3/8" rubber fuel line.

The #8134 includes an aluminum fuel filter with a 40 micron filter element and -6 AN female inlet will accept an Edelbrock fuel line kit for a complete fuel-pump to carburettor plumbing solution. They are manufactured of chrome plated steel and include a 5/8" -20 threaded banjo bolt with gaskets.

EDELBROCK

Chromed Steel w/ No Fuel Filter and 3/8" Barbed End Inlet	E8126
Chrome w/ Blue Anodized Aluminum Filter	E8134
Black w/ Black Anodised Aluminium Filter	E81343
Chrome w/ Polished Aluminium Filter	E8131

DUAL FEED FOR EDELBROCK THUNDER SERIES AVS CARBS

These dual feed fuel inlets are designed specifically for Edelbrock Thunder Series AVS carburettors. The drop-down design routes the fuel line on the right-hand of the carburettor below the linkage and choke housing. Match with Edelbrock fuel line kit for a complete fuel-pump to carburettor plumbing solution. Manufactured of chrome plated steel and include a 5/8" -20 threaded banjo bolt with gaskets.

RUSSELL

Dual-Feed Fuel Line with Blue Anodized Aluminum Filter	E8133
--	-----------------------



DUAL-QUAD FEED LINE

Supplies fuel to two Edelbrock carbs when used on Edelbrock Dual-Quad manifolds. Use with a fuel hose kit such as Edelbrock #8122 or #8127. 6-7/16" center-to-center, 1/8"-NPT fuel pressure port and a 3/8"-NPT fuel inlet.

RUSSELL

Dual-Quad Fuel Line Kit	E8088
-------------------------	-----------------------



DUAL-QUAD FEED LINE

Dual-inlet Holley 4bbl. The bright chrome plating of the gas line kit adds the special "touch of class" to your engine. It's constructed with steel tubing, brass fittings and silver brazed connections. The "hex" design provides wrenching area for easier installation of fittings.

MR GASKET

Dual-Quad Fuel Line Kit	3/8" tube, 8-21/32" centers	MRG1551
Dual-Quad Fuel Line Kit	3/8" tube, 9-5/16 centers	MRG1552



LS FUEL INJECTED ADAPTER FITTINGS

QUICK-DISCONNECT FEMALE (PUSH-ON)

SIZE	STA
-6AN Male x 5/16"	STAVP02901
-6AN Male x 3/8"	STAVP02902



QUICK-DISCONNECT ADAPTER MALE

SIZE	STA
-6AN Male to 5/16"	MHAN817-06-5/16
-6AN Male to 3/8" Male	MHAN817-06-3/8



ASK US...

Can't find what you're looking for? Let us know! We may be able to source it.
Call: 09 256 1120 | Email: parts@staparts.co.nz



STADFK800-850

-6AN AND -8AN DUAL INLET CARB KITS

These fully assembled kits come with braided hose and AN anodized fittings.

AN SIZE	STA	M&H
FOR QUICK FUEL / HOLLEY 4150 STYLE CARBS		
-6AN with 7/8" -20 inlet single & dual metering block	STADFK600-650	-
-6AN with 7/8" -20 inlet dual metering block 9-5/16" centre to centre	STADFK650-750	MHDFK650-750-BLK
-8AN with 7/8" -20 inlet dual metering block 241mm centre to centre	-	STADFK800-850MH
-8AN with 7/8" -20 inlet dual metering block 241mm centre to centre	STADFK800-850*	MHDFK800-850*
-8AN with -8AN male radius orb inlet dual metering block. 241mm centre to centre. Suit Holley XP.		MHDFKHOL-XP
<i>Fitting colours may vary. *Will not fit XP Holley carbs.</i>		
FOR BARRY GRANT / DEMON 4150 STYLE CARBS		
-8AN with 9/16" -24 inlet	-	STADFK800-850MH-1
<i>Use with E645210 washers</i>		

Make up -8AN Dual Inlet Carb Kit for Quick Fuel / Holley style carbs using:

		PART NO.
-8AN female extended carb fitting	2	STADF800-850
-8AN male flare tee	1	STAA824-8
-8AN 90° male/male flare union	1	STAA821-8
-8AN straight hose end	2	STAE0209-8-STR
-8AN Russell Prorace stainless steel braid	1	E633860
<i>Use with E645220 washers</i>	1	E645220

CHECK VALVES

Engineered to allow flow in one direction and prevent flow back, Russell check valves feature a 304 stainless steel check piston that delivers optimum flow with minimal restriction and pressure loss. Low opening pressure (3 psi) makes these valves ideal for fuel systems. Available in -6 and -8 in black anodized body.

- Minimum pressure loss 2 psi across the valve
- Positive O-Ring seal incorporated into check piston
- High flow check piston (example: -6 rated at 150 gallons per hour)



Piston-face o-ring seal for positive sealing to prevent flow back

	STA	RUSSELL
-6AN male to -6AN male	STAKI03001-06	E650603
-8AN male to -8AN male	STAKI03001-08	E650613

TIP

Part numbers highlighted Blue will link you to our websites product page for pricing & stock availability.



ALUMINUM FUEL LINE

Lightweight, inexpensive and easy to use, Russell's aluminum fuel line is available in three sizes and three finishes to fit virtually any fuel system. Used where a flexible fuel line is not required, it is easily contoured to route along frame rails and chassis tubes. Connect to fuel line adapters using tube nuts and tube sleeves and a 37° flaring tool or Russell Hard Tube Adapters. Rated up to 250 psi.

- Used for routing the fuel line along frame rails and to Y-Blocks or pump to carb
- Available in Blue, Black or Natural.

AN SIZE	TUBE SIZE	LENGTH	COLOUR	RUSSELL	M&H
-6	3/8"	25ft	Blue	E639250	-
-6	3/8"	25ft	Black	E639253	E639253MH
-6	3/8"	25ft	Natural	E639480	E639480MH
-8	1/2"	25ft	Natural	E639490	E639490MH
-8	1/2"	25ft	Black	E639273	E639273MH
-10	5/8"	25ft	Natural	E639300	E639300MH
	5/6"	25ft	Natural	-	E639240MH
	5/6"	25ft	Black	-	E639243MH



EARL'S STEEL ZINC HARDLINE TUBING

Earl's steel hardline is a double wall low carbon steel, copper brazed tubing that is Zinc plated. The zinc plated tubing provides great corrosion resistance and good value.

- Ideal for use on all automotive hardline systems - brake lines, transmission cooler lines, fuel lines, etc.
- Zinc plated
- DOT Approved for Hydraulic Brake Systems

AN SIZE	TUBE SIZE	LENGTH	COLOUR	EARLS
	3/16"	25ft	Copper	EARLSZC631625ERL

ALUMINUM FUEL LINE ADAPTERS

- Connects 3/8", 1/2" or 5/16" aluminum tube to -6AN or -8AN adapters
- Unique crimp design eliminates tube flaring



SIZE	BLACK M&H	RED/BLUE RUSSELL	BLACK/SILVER RUSSELL
-6AN Male 37° to 3/8" Hard line	E639213MH	E639210	E639213
-6AN Male 37° to 5/16" Hard line	E639215MH	-	-
-8AN Male 37° to 1/2" Hard line	-	E639230	E639233
-6AN Female Swivel to 3/8" Hard line	-	E639200	E639203
-8AN Female Swivel to 1/2" Hard line	-	E639220	E639223

OLIVE INSERTS



SIZE	MATERIAL	BRASS M&H
-6AN to suit 3/8" alloy tube	Brass	MHAN109-06
-8AN to suit 1/2" alloy tube	Brass	MHAN109-08
-10AN to suit 5/8" alloy tube	Brass	MHAN109-10

Sold in sets of 4

ASK US...

Can't find what you're looking for? Let us know! We may be able to source it.
Call: 09 256 1120 | Email: parts@staparts.co.nz



TUBE SLEEVES & NUTS

For connecting steel tubes etc to AN fittings.

AN SIZE	TUBE SIZE O.D	BLUE STA	BLACK M&H	BLUE RUSSELL	BLACK RUSSELL
SLEEVES					
-6	3/8"	STAA819-6	MHAN819-6-BLK	E660650	E660655
-8	1/2"	STAA819-8	MHAN819-8-BLK	E660660	E660665
-10	5/8"	STAA819-10	MHAN819-10-BLK	-	-
NUTS					
-6	3/8"	STAA818-6	MHAN818-6-BLK	E660570	E660575
-8	1/2"	STAA818-8	MHAN818-8-BLK	E660580	E660585
-10	5/8"	STAA818-10	MHAN818-10-BLK	-	-
		Sold each	Sold each	Sold in pairs	Sold in pairs

BILLET ALUMINUM FUEL RAILS

- M16 x 1.5 threads
- -6AN inlet sizing

JDM APPLICATIONS

		M&H
Mazda RX8	6x injector holes, suits 4x primary and 2x secondary 11mm top fed injectors	MHFRMZRX8
Mitsubishi EVO 123	11mm top fed injector	MHFRMEVO123
Mitsubishi EVO 4567	11mm top fed injector	MHFRMEVO456
Nissan RB25	Factory tapered RB25 top fed injector	MHFRNRB25
Nissan RB26	Factory RB26 top fed injector and aftermarket injectors	MHFRNRB26
Nissan S13 SR20	11mm top fed injector	MHFRNS13
Nissan S14 SR20	11mm top fed injector	MHFRNS14
Blank	1000mm 17mm I.D no fittings plain rail	MHFRBLANK

*Colour may vary

V8 APPLICATIONS

	M&H	EDELBRÖCK
Holden Chev LS1 5.7L Fits factory intake manifolds, angled full length 64.8mm 2.550" injectors oring to oring and .537" OD Includes 4 x -6AN fittings, 1 x blank and fuel line	MHFRGMCLS1	E3638
Holden Chev LS2, 6.0L, LS3, 6.2L Fits factory intake manifolds, angled short length 38mm 1.502" injectors oring to oring and .533" OD Includes 4 x -6AN fittings, 1 x blank and fuel line	MHFRGMCLS3	-
Holden Chev LS1 5.7L Suit fabricated aftermarket intake manifolds injectors sit flat, full length 64.8mm 2.550" injectors oring to oring and .537" OD Includes 4 x -6AN fittings, 1 x blank and fuel line	MHFRGMCLS1-FAB	-
Chev LS3 Suit fabricated aftermarket intake manifolds injectors sit flat short length 38mm 1.502" injectors oring to oring and .533" OD, includes 4 x -6AN fittings, 1 x blank and fuel line	MHFRGMCLS3-FAB	-
Chev SB LS1 (for use w/ 7139 71393 7140 & 71403 manifolds)	-	E3629
Chev SB, 3/8 NPT Inlet (for use w/ #29785 and standard injectors)	-	E3630
Chev BB, 3/8 NPT Inlet (for use w/ #29275 & 29025 and standard injectors)	-	E3633
Chrysler SB 340/360, 3/8 NPT Inlet (for use w/ #28155 and Bosch injectors)	-	E3641
Chrysler BB 413-440, 3/8 NPT Inlet (for use with #29545 and Bosch injectors)	-	E3640
Ford SB, 3/8 NPT Inlet (for use w/ #29245 & #29285 and standard injectors)	-	E3620
Fuel Rail Kit for EFI 390-428 Ford FE, 3/8 NPT Inlet (for use with 29365/29375)	-	E3632
Ford 4.6L, 3/8 NPT Inlet (for use with #28385 and standard injectors)	-	E3639
Ford 1986-1995 5.0L Mustang 3/8 NPT Inlet	-	E3628



E3633

TIP

Part numbers highlighted Blue will link you to our websites product page for pricing & stock availability.

E650140

E650133

E650130

COMPETITION FUEL FILTERS

- Manufactured from billet aluminum
- Designed for high volume fuel systems
- 40 micron disc element
- Can be used with alcohol
- Available in polished aluminum, red/blue, & black anodized finishes.

MICRONS	LENGTH	INLET / OUTLET	COLOUR	RUSSELL
40 microns	3-1/4"	-6AN male	Red/Blue	E650130
40 microns	3-1/4"	-6AN male	Black	E650133
40 microns	3-1/4"	-6AN male	Polished	E650140
40 microns	3-1/4"	-8AN male	Black	E650103

ALUMINUM STREET FUEL FILTERS

- Manufactured from billet aluminum for strength and shock resistance
- Sintered-bronze 40 micron element can be cleaned or replaced
- Designed for carburetted engines making less than 300hp
- Filters are bi-directional and available to fit 5/16" or 3/8" fuel hoses.

MICRONS	LENGTH	DIA.	INLET / OUTLET	COLOUR	RUSSELL	M&H
40 microns	3"	1-1/8"	5/16"	Chrome	E645060	-
40 microns	3"	1-1/8"	5/16"	Black	E645090	-
40 microns	3"	1-1/8"	3/8"	Chrome	E645120	-
40 microns	3"	1-1/8"	3/8"	Black	E645150	E645150MH
Replacement element	-	-	-	-	E651660	-

6" PROFILTER FOR EFI PAPER ELEMENT

Machined in house from 6061-T6, Russell ProFilter for EFI systems utilizes an aircraft designed 10 micron pleated paper element that insures the maximum in filtration while delivering large volumes of fuel. The -10 inlet and outlet ports incorporate O-ring boss sealing technology for leak-free connections. Professionally anodized in black/silver for unsurpassed appearance. Mounting clamp included.

SUITABLE FOR EFI APPLICATIONS.

MICRONS	LENGTH	INLET / OUTLET	COLOUR	RUSSELL
10 microns	6"	-10AN male	Black	E649250
Replacement element	-	-	-	E649255

8-1/4" PROFILTER NYLON ELEMENT

The Russell ProFilter is engineered to provide full flow filtration with a minimum amount of restriction. Precision machined from billet aluminum, the ProFilter end caps are removable for easy access to service the element. The replaceable element is secured with a positive O-ring seal, insuring the optimum in filtration.

SUITABLE FOR CARB OR EFI APPLICATIONS.

MICRONS	LENGTH	INLET / OUTLET	COLOUR	RUSSELL
60 microns	8-1/4"	-8AN male	Black/Silver	E649153

ASK US...

Can't find what you're looking for? Let us know! We may be able to source it.
Call: 09 256 1120 | Email: parts@staparts.co.nz



HOL162-569

HOL162-567



STAK0209-9/16

MHK0209-3/4



STAK0209-M

STAK0209-E



STAK0209-A-EFI

MHK0209-A-EFI



MHK0209-B-EFI-BLK

STAK0209-ELE



MHFPBRACKET-BLK



E649053MH

MHFPBRACKET-DUAL



DOMINATOR FUEL FILTER

Holley's new HP Billet fuel filters are precision CNC machined from 6061-T6 billet aluminum for strength and durability. They feature a black bright dip anodized body and clear bright dip anodized ends for superior corrosion resistance and good looks.

#162-570 - SUITABLE FOR EFI APPLICATIONS

#162-572 - SUITABLE FOR CARB OR EFI APPLICATIONS

MICRONS	LENGTH	INLET / OUTLET	COLOUR	HOLLEY
10 microns	5.5"	-12AN	Black	HOL162-570
Replacement element			White	HOL162-567
100 microns	5.5"	-12AN	Black	HOL162-572
Replacement element			Grey	HOL162-569

FUEL FILTERS & ELEMENTS

Manufactured from billet aluminum

	INLET / OUTLET	STA	BLACK M&H
Fuel Filter - 150 microns	-6AN male	STAK0209-9/16	MHK0209-9/16
Fuel Filter - 150 microns	-8AN male	STAK0209-3/4	MHK0209-3/4
Element - 30 microns bronze	-	STAK0209-E	-
Element - 150 microns bronze	-	STAK0209-M	-

FOR USE WITH PUMP GAS

Fuel Filter - 100 microns, 50mm EFI, mesh filter, 35L p/m	-10AN female	STAK0209-A-EFI*	MHK0209-A-EFI*
Fuel Filter - 100 microns, 58mm EFI, mesh filter, 35L p/m	-8AN male & -10AN	STAK0209-B-EFI*	MHK0209-B-EFI-BLK*
Element - 80 microns Methanol & E85 safe	-	STAK0209-ELE	-

* USE WITH #STAK0209-ELE IF USING E85

FUEL PUMP & FILTER BRACKETS

ALLOY UNIVERSAL

		M&H	M&H
Single	60mm	MHFPBRACKET	MHFPBRACKET-BLK
Single	2"	E649053MH	E649053MH-BLK
Single	2.5"	E649060MH	-
Dual	60mm	-	MHFPBRACKET-DUAL

INLINE FUEL SHUT OFF TAP

A vital safety device to shut off fuel to the engine.

- Machined from 6061 billet aluminium
- Available in -6AN, -8AN or -10AN fittings on both ends

AN SIZE	BLUE STA
-6	STAPV72-06B
-8	STAPV72-08B
-10	STAPV72-10B



E1791



E1792

EDELBROCK QUIET-FLO™ ELECTRIC FUEL PUMPS FOR CARBURETTED APPLICATIONS

Manufactured by Essex Industries, one of the most renowned fuel system manufacturers, these state-of-the-art Electric Fuel Pumps offer maximum performance in a compact package. With anodized aluminum housings and high-quality internals, they are both strong and durable. Each pump is factory-tested and includes mounting brackets. The carbon fiber vanes and composite rotors give these pumps the added boost for maximum performance. The high quality construction results in a pump that is 4 to 14 dB quieter than competitors pumps at the same pressure.

#1791 - Factory preset to 6.5 psi and no reg is required for most applications. Includes a replaceable screen type inlet filter, the free flow rate of 120 GPH is sufficient to supply 600 hp.

#1792 has a free flow rate of 160 GPH, enough to feed a 1000 hp engine. Factory preset to 12 psi and requires an external reg such as the Edelbrock regulator #1727.

IMPORTANT NOTES: These pumps should be mounted as close to the fuel tank as possible, at or below the fuel level.

	INLET / OUTLET	EDELBROCK
20 GPH (free flow) No regulator required	3/8" NPT	E1791
160 GPH (free flow) Requires external regulator (e.g E1727)	1/2" NPT	E1792



EDELBROCK MICRO ELECTRIC FUEL PUMP FOR CARBURETTED APPLICATIONS

Edelbrock #17301 fuel pump is a gravity fed type pump with a simple 2 wire design. It requires approximately one amp average draw at maximum delivery and works on 12 Volt negative ground systems only. It features an in-line style rotor and vane pump design. 4-7 PSI, 38 GPH for most carburetted applications and is compatible with gasoline and E85. Pump has integrated 5/16 barb fittings on fuel outlet and 5/16 fitting on included fuel filter inlet.

	INLET / OUTLET	EDELBROCK
38 GPH / 144 LPH lift type, 4-7 psi (Petrol/E85 only)	5/16 barbs	E17301



MRG12S



MRG42S

MR. GASKET MICRO ELECTRIC FUEL PUMPS FOR CARBURETTED APPLICATIONS

Gravity Fed type pump with simple two-wire design. Works on 12 Volt negative ground systems only. Includes fittings and mounting hardware along with easy to follow DIY instructions. Fuel is contained safely inside a durable metal housing. Pumps require approximately one amp average draw at maximum delivery. Universal design for most domestic 4, 6, & 8 cylinder carburettor applications.

- Solid-state Worry Free Electronics
- Internal Pressure Regulating
- Universal Design Allows For Easy Installation
- No Diaphragms Or Mechanical Parts To Wear Out
- They Make An Excellent Fuel Transfer Pump

NOT RECOMMENDED FOR DIESEL, METHANOL, ETHANOL, E85 OR RACE FUEL APPLICATIONS

	MR.GASKET
35 GPH lift type 4-7 psi	MRG12S
35 GPH gravity feed type 4-7 psi (Diesel only)	MRG12D
42 GPH lift type 2-3.5 psi	MRG42S



ELECTRIC FUEL PUMP HARNESS & RELAY WIRING KIT

Protect your electric system and provide reliable and consistent power for your high performance electric fuel pump. Kits include high quality heavy gauge wiring, 30 amp (ampere) relay, 30 amp circuit breaker, pre-wired relay connector, crimp terminals & hardware.

	MR.GASKET
30 AMP Relay, Wiring Harness is 100" Long - 10-18 Ga. Wire, 30 Amp Circuit Breaker	MRG40205G

ASK US...

Can't find what you're looking for? Let us know! We may be able to source it.
Call: 09 256 1120 | Email: parts@staparts.co.nz



CARTER HI-PERFORMANCE™ ELECTRIC FUEL PUMPS
FOR CARBURETTED APPLICATIONS

Carter Hi-Performance™ fuel pumps give you everything you need to rule the street and the strip. These durable electric pumps offer the kind of massive GPH capacity that fuels legends. Their innovative engineering consistently delivers fuel at the exact pressure and rate your vehicle demands.

	MIN PSI	MAX PSI	CARTER
72 GPH 1/4" NPT barb fittings for 3/8" hose Common lift pump for rotary 12A & 13B N/A	2 PSI	4 PSI	FPP4070
72 GPH 1/4" NPT barb fittings for 3/8" hose	2 PSI	5 PSI	FPP4594
100 GPH 3/8" NPT barb fittings for 1/2" hose	2 PSI	4.5 PSI	FPP4600HP
100 GPH 3/8" NPT barb fittings for 1/2" hose	6 PSI	9.5 PSI	FPP4601HP
20-30 GPH 5/16" barb hose fittings Inline style		3.5-5.5 PSI	FPP74021

HOLLEY HP 125 & HP 150 SERIES ELECTRIC FUEL PUMPS
FOR CARBURETTED APPLICATIONS

The exclusive gerotor gearset quietly and efficiently pumps the fuel without the noise of traditional vane pumps. While these pumps have the capability to feed stout race engines, they are equally at home on the street due to their design and construction techniques.

- Black mil-spec nickel PTFE hard anodized billet base
- Compatible with gasoline, alcohol or methanol fuels

HOLLEY

125 GPH (125GPH free flow, 110 GPH @ 7 psi) 3/8" NPT inlet & outlets. 6 1/4" tall	HOL12-125
150GPH (150GPH free flow, 140 GPH @ 7 psi) 3/8" NPT inlet & outlets. 6 1/4" tall	HOL12-150

HOLLEY ELECTRIC FUEL PUMPS
FOR CARBURETTED APPLICATIONS

The world famous Red®, Blue® and Black® fuel pumps are the most recognized performance pumps of all times. They have been powering racing legends and street enthusiasts alike since the early 70's. Their time proven rotor/vane design is known to get the job done in an affordable package.

- Constant fuel flow with no pulsation
- Lower housing casting designed for enhanced fuel flow
- Motor draws 2 amps current
- Not designed or recommended for use with fuel injection systems

RED & BLUE - FOR GASOLINE ONLY. NOT COMPATIBLE WITH ALCOHOL OR METHANOL FUELS
BLACK - FOR ALCOHOL OR METHANOL FUELS

HOLLEY

97 GPH Red (97 GPH free flow, 71 Gph @ 4 psi)	HOL12-801-1
110 GPH Blue (110 GPH free flow, 88 GPH @ 9 psi) Includes 12-803 fuel regulator	HOL12-802-1
110 GPH Black (140 GPH free flow, 120 GPH @ 9 psi), Compatible with alcohol or methanol fuels.	HOL12-815-1

EXTERNAL ELECTRIC FUEL PUMPS
FOR EFI APPLICATIONS

PART NO.

FiTech 255 lph max pressure 90 psi -8AN to 7/8-20 inlet -6AN to 9/16-24 outlet.	FT50101
---	---------



EDELBROCK QUIET-FLO™ ELECTRIC FUEL PUMPS FOR EFI APPLICATIONS

Anodized aluminum housing and high-quality internals, resulting in both a strong and durable design. The in-line design keeps the pump motor and components cool even under harsh conditions.

COMPATIBLE WITH PETROL & METHANOL FUELS.

Electric 80 Gph at 45 psi -10AN inlet & outlets

EDELBROCK

E1790



HOLLEY IN-TANK ELECTRIC FUEL PUMPS FOR EFI APPLICATIONS

Holley in-tank electric pumps utilize a proven geroter design. The outside dimensions, however, are compact enough to fit existing hanger assemblies, without modification.

- Complete kit with all drop parts, accessories and installation instructions
- Inlet filter meets or exceeds original equipment specifications and provides improved filtration/durability

COMPATIBLE WITH GASOLINE.

255 LPH in-tank feeds up to 750hp @ 60psi

HOLLEY

HOL12-915



HOLLEY IN-TANK RETROFIT FUEL MODULE FOR EFI OR CARBURETTED APPLICATIONS

Now you can convert your factory tank or fuel cell to an in-tank EFI fuel system quickly and easily! And- add the benefits of a Holley Hydramat in the process! The conversion is easily accomplished with basic tools and requires no welding or fabrication. The billet aluminum module design includes a billet pump hanger bracket to control pump vibration while also providing a low profile design to fit where space is at a premium. Holley's innovative clamping system and integrated fuel pump makes it easy. Once installed, hook up your fuel lines and your power source/ground and you're off and running!

#12-130 Supports up to 550 EFI or 700 Carb HP (@ 60 PSI at 13.5 Volts/10.4 AMP Draw)

#12-132 Supports up to 875 in EFI or 1100 Carb HP (@ 60 PSI at 13.5 volts/16.9 AMP Draw)

Of course there are many variables, estimates are based on gasoline. Individual systems will vary based on fuel system design, regulator type, fuel cell location, etc...

HOLLEY

255 LPH w/ hydramat return style. Works in any fuel tank from 7 to 12" deep

HOL12-130

450 LPH w/ hydramat return style. Works in any fuel tank from 7 to 12" deep

HOL12-132



FT40015



FT40019



FT40020

HYPERFUEL IN-TANK RETROFIT KITS FOR EFI APPLICATIONS

HYPERFUEL

Hy-Fuel Tight-Fit In-Tank Retrofit Kit
Equipped w/ a 255 L/PH pump capable of handling up to 600HP naturally aspirated.

FT40015

Single Pump In-Tank Retrofit Kit
Includes a 340 L/PH fuel pump and a built-in fuel pressure regulator pre-set to 58 PSI. System is suitable for up to 800HP.

FT40019

Hy-Fuel Dual Pump In-Tank Retrofit Kit
Dual 340 L/PH pumps that are capable of up to 1600 naturally aspirated HP

FT40020



FT50102

FITECH IN-TANK FUEL PUMP FOR EFI APPLICATIONS

FITECH

Fuel pump electric in-tank 340 lph. As used in the 40003 Fuel Command Centre

FT50102



HOLLEY DOMINATOR™ IN-LINE FUEL PUMP FOR EFI APPLICATIONS

Need to feed some serious horsepower? Have a nitrous or forced induction powerplant that also sees street duty? Holley's Dominator™ in-line fuel pumps are the answer!

HOLLEY

Low flow electric Street/Strip Carb or EFI Applications Supports up to 1200 EFI or 1460 Carb HP Compatible with Pump Gas and Race Gas
(Forced induction 800HP rating @ 60 PSI)

HOL12-1200

ASK US...

Can't find what you're looking for? Let us know! We may be able to source it.
Call: 09 256 1120 | Email: parts@staparts.co.nz



E1711



E1715



E1723



E1726



EDELROCK MECHANICAL FUEL PUMPS

EDELROCK VICTOR SERIES

A must for drag racing, circle track racing, street machines or any application that demands a high-volume fuel delivery, these fuel pumps feature a high quality three stage polished finish. High-volume 3/8" NPT inlet and outlet orifices surpass the capacity of conventional models. Produces 10 psi and must be used with an external fuel pressure regulator such as Edelbrock Fuel Pressure Regulator #E1727.

Clockable lower housing can be rotated for best Inlet/Outlet alignment.

FOR GASOLINE ONLY.

EDELROCK

Chev SB mech 130 Gph 13-14 psi 3/8 NPT inlet & outlet 6 valve setup	E1711
Chev BB mech 130 Gph 13-14 psi 1/2 NPT inlet & outlet 6 valve setup	E1712
Ford 289-351W mech 130 Gph 13-14 psi 3/8 NPT inlet & outlet 6 valve setup	E1715

EDELROCK PERFORMER RPM SERIES

Designed for use with all Edelbrock Carburetors used in Performer or Performer RPM applications. These high performance Street Fuel Pumps feature a high quality three stage polished finish. The unique valve design improves flow quantity and quality, and will support engines up to 600 hp. High-volume, 3/8" NPT inlet and outlet surpasses the capacity of conventional models. Produces 6 psi and does not require a regulator. Clockable lower housing can be rotated for best Inlet/Outlet alignment.

FOR GASOLINE ONLY.

EDELROCK

Chev SB mech 110 Gph 6 psi 3/8 NPT inlet & outlet, 6 valve setup	E1721
Chev BB mech 110 Gph 6 psi 3/8 NPT inlet & outlet 6 valve setup	E1722
Chrysler BB mech 110 Gph 6 psi 3/8 NPT inlet & outlet 6 valve setup	E1723
Ford Windsor mech 110 Gph 6 psi 3/8 NPT inlet & outlet 6 valve setup	E1725
Ford 429 460 BB mech 110 Gph 6 psi 3/8 NPT inlet & outlet 6 valve setup	E1726

HOLLEY MECHANICAL FUEL PUMPS

HOLLEY STREET PERFORMANCE FOR CARBURETTED APPLICATIONS

- High output fuel flow
- Shutoff pressure pre-set from 6.5 to 8 psi
- Fuel pressure regulator is not required
- Heavy duty construction for continuous high rpm operation
- Fuel body casting can be rotated to accommodate various plumbing situations

FOR GASOLINE ONLY.

HOLLEY

Chev SB mech 110 Gph 6 psi 3/8 NPT inlet & outlet, 6 valve setup	HOL12-327-11
Ford 289ci, 302ci, 351ci SB Windsor mech 110 Gph 6 psi 3/8 NPT inlet & outlet 6 valve setup	HOL12-289-11

HOLLEY ULTRA HP BILLET FOR CARBURETTED APPLICATIONS

Ultra HP Billet Mechanical Fuel Pumps are constructed from CNC machined 6061-T6 aluminum to provide the utmost in strength and superior looks. These pumps not only look good they also perform. The Ultra HP Series pumps were put thru extensive durability testing before they were released for production. This equates to a rock solid, long lasting fuel pump.

They come standard with -10 AN inlet and -8AN outlet fittings. They are intended for hard core strip use or they are perfect for use in circle track classes.

- Made from 6061-T6 billet aluminum for durability & good looks
- Preset shutoff pressure of 10-11 PSI
- Bases are independently rotatable from the top for ease of installation
- Pump is completely rebuildable
- Intended for hard core strip use or is perfect for use in circle track classes
- Requires the use of a fuel pressure regulator such as Holley part number 12-704.

FOR USE WITH ALCOHOL FUELS.

HOLLEY

Chev SB mech 225 Gph 6 psi -10an inlet & -8an outlet	HOL12-327-35
--	--------------

TIP

Part numbers highlighted Blue will link you to our websites product page for pricing & stock availability.



FPR404-501HP



E1789



HOL12-803



HOL12-803BP



HOL12-804



HOL12-804MH



HOL12-887



QFT30-804

FUEL PRESSURE REGULATORS FOR CARBURETTED APPLICATIONS

	COLOUR	BRAND	
Universal, Preset to 6 psi Required to reduce pressure on Carter P4601HP	Chrome	Carter	FPR404-501HP
1-4 psi - 3/8" NPT ports Designed to be used with Edelbrock 94 two-barrel carbs. Great for 13B N/A Rotary. Use FPP4070 Fuel Pump	Chrome	Edelbrock	E1789
4.5-9 psi - 3/8" NPT ports	Chrome	Holley	HOL12-803
4-7 psi Bypass Regulator	Chrome	Holley	HOL12-803BP
1-4 psi - 3/8" NPT ports	Chrome	Holley	HOL12-804
1-4 psi - 3/8" NPT ports	Chrome	M&H	HOL12-804MH
4.5-9 psi -3/8" NPT ports, boost ref port, 1/8" gauge port	Black	Holley	HOL12-887
4.5-9 psi - 3/8" NPT ports	Cast	QuickFuel	QFT30-803
1-4 psi - 3/8" NPT ports	Cast	QuickFuel	QFT30-804
3-15 psi -6AN ports with -6AN return & boost reference port	Black/ Silver	FiTech	FT44010

EDELBROCK FUEL PRESSURE REGULATORS FOR CARBURETTED APPLICATIONS

These fuel pressure regulators are machined from aircraft quality aluminum for those who demand the best. They have fluorosilicone diaphragm material for extended life and high temperature protection. Select regulators available with 1/8" NPT gauge port and a boost reference fitting for blow through or pressurized carb applications (even beyond 30 PSI of boost). Pressure regulation slope is 0.75 psi/gal of flow rate change. Will hold fuel system pressure for at least 20 minutes after pump shutdown. They are compatible with all grades of gasoline/methanol. Developed for optimum compatibility with Edelbrock Quiet-Flo fuel pumps. ALL regulators have an adjustable pressure range of 5-10 PSI.



E174122



E1727



E174052

GPH	INLET	OUTLET	RETURN	VAC PORT	GAUGE PORT	BLUE	SILVER / BLACK	BLACK
160	3/8" NPT	3/8" NPT	-	No	Yes	E174122	E1727	E174123
160	3/8" NPT	3/8" NPT	3/8" NPT	No	Yes	E174132	-	-
180	-10	-10	-6	Yes	Yes	E174052	-	E174053

FOR EFI APPLICATIONS

- Machined from aircraft quality aluminum for those who demand the best
- Fluorosilicone diaphragm material for extended life and high temperature protection
- Adjustable from 35 to 90 PSI
- Compatible with all grades of gasoline/methanol
- E1729 has 1/8" NPT gauge port
- Complete with mounting bracket, fittings and hardware

EDELBROCK

2 port gasoline/methanol. Adjustable 35-90 psi.
Dual -10AN inlet, Single -10AN outlet
& -6AN external bypass - Suit 180 Gph pumps

E1729

2 port gasoline/methanol. Adjustable 35-90 psi
-6AN ports - Suit 180 Gph pumps. No 1/8" NPT gauge port.

E1728



E1728



E1729

REGULATOR TO FUEL RAIL ADAPTER

These adapter fittings ease the installation and eliminate the need to stack fittings when connecting your EFI regulator to your fuel rail. Russells' unique swivel design allows 360° rotation after installation and uses Russell radius port O-Ring connection at the regulator for ultimate flow. For use with regulators with -10 ports and fuel rails with 3/8" NPT.

IDEAL FOR USE WITH EDELBROCK REGULATOR E1729

EDELBROCK

3/8" NPT swivel to -10 AN radius inlet port

E640543

ASK US...

Can't find what you're looking for? Let us know! We may be able to source it.
Call: 09 256 1120 | Email: parts@staparts.co.nz



HOLLEY FUEL PRESSURE REGULATORS FOR EFI APPLICATIONS

- Precision machined from 6061-T6 billet aluminum for strength and durability.
- Black bright dip anodized body and a clear bright dip anodized top for corrosion resistance and good looks.

HOLLEY

2 port gasoline. Adjustable 15-65 psi
-8AN ports with -6AN return and 1:1 boost reference port
Suit Street/Strip EFI applications

HOL12-846

2 port gasoline & methanol. Adjustable 15-65 psi
-10AN ports with -8AN return and 1:1 boost reference port
Suit 180 Gph electric pumps in Hot Street/Race EFI applications

HOL12-848

FOR CARBURETTED APPLICATIONS

4 port gasoline, methanol & E85. Adjustable 4.5-9 psi
-10AN inlet, -8AN outlets, -8AN return, -4AN boost reference port
& 1/8" NPT gauge port. VR Series.

HOL12-865

2 port gasoline. Adjustable 4.5-9 psi
3/8 npt ports with 3/8 npt return.
Suit Street/Strip carb applications using electric fuel pumps

HOL12-841

2 port gasoline & methanol. Adjustable 4.5-9 psi -3/8 ports and
boost reference port and 1/8" gauge port. Die cast aluminum by pass style.

HOL12-887



USE
E649053MH
MOUNTING
BRACKETS
PAGE 49

HOLLEY FUEL FILTER WITH INTERNAL REGULATOR FOR EFI APPLICATIONS

- Designed to help minimize the fuel line plumbing needed when installing an EFI conversion
- Simplifies your installation by combining the fuel filter and regulator in one assembly that can be mounted in the rear of the vehicle. Thus making your return line much shorter.

HOLLEY

Return style, Preset 59.5 psi 3/8 npt ports 175 gph 10 micron filter

HOL12-875



HYPERFUEL™ FUEL PRESSURE REGULATOR FOR EFI APPLICATIONS

Featuring the capability to interchange between carburetted and EFI applications with the switch of their interchangeable service kits. This regulator performs for both naturally aspirated and boosted applications providing performance and dependability.

- Billet aluminum construction with precision machined components
- 5-port regulator
- -6AN ORB fittings
- 1/8" NPT gauge port
- 1:1 boost reference
- Compatible with E85 gasoline.

HYPERFUEL

Return style 2 port gasoline & methanol adjustable. Suit EFI applications upto 650hp,
35-75 psi -6AN ports with -6AN and -8an return and boost reference port

FT44020

HYPERFUEL™ TIGHT-FIT FUEL PRESSURE REG FOR CARBURETTED OR EFI APPLICATIONS

The Tight-Fit fuel pressure regulators are able to support up to 1000hp and can handle high flow EFI fuel pumps. Designed for applications where space is a factor. Base pressure is adjustable from 30-70 psi.

HYPERFUEL

Return style 2 port gasoline adjustable. Suit EFI applications upto 1000hp,
30-70 psi -6AN ports with -6AN return and boost reference port.

FT44120



FUEL SURGE TANKS

Fast and high performance driving can cause starving on your fuel supply. With cornering, acceleration and braking, the fuel moves around the tank. This allows the fuel pump to pick up air, thus aerating the fuel. Some of this aerated fuel is delivered through the injectors to the engine, resulting in surging, hesitation and harmful detonation. Surge Tanks eliminate this problem by acting as a small reservoir that de-aerates the fuel, ensuring constant fuel pressure and flow.

SIZE	DESCRIPTION	POLISHED M&H	BLACK M&H
2 Litre	Round 4 pipes top 5/16 bottom 1/2	MHST-2L-A	-
2.5 Litre	Round For single -8AN fuel supply with male 3 x -6AN top, 1 x -8AN bottom	MHST-2.5L-A	MHST-2.5L-A-BLK
2.5 Litre	Round For twin -8AN fuel supply with male 3 x -6AN top, 2 x -8AN bottom	MHST-2.5L-B	-
2.5 Litre	Round For twin -8AN fuel supply with male 3 x -8AN female top, 2 x -8AN female bottom Does not come with fittings	MHST-2.5L-C-POL	MHST-2.5L-C-BLK

HYPERFUEL G-SURGE TANK



The HyperFuel™ Single Pump G-Surge Tank is designed to be used in vehicles that have fuel starvation issues when being used in extreme lateral G-force environments. Typically, this is due to poor fuel tank baffling in the existing fuel tank. The G-Surge eliminates that problem. The pump in the G-Surge never gets uncovered because it receives a steady supply of fuel from your existing fuel system as well as the fuel returning from the fuel injection system. So your system maintains a constant flow of fuel. Since the G-surge is constantly circulating fuel to and from your tank, your fuel pump stays cooler and will have a longer life. The fuel pump noise is also muffled by being submerged in fuel 100% of the time. The G-surge is also the best way to provide the necessary increase in fuel volume when adding a power adder, such as boost or nitrous to your engine.

HYPERFUEL

For EFI systems upto 750hp. Mounts in engine bay.
1.5 Litre -6AN fittings

[FT40007](#)

FITECH GO FUEL FORCE FUEL SYSTEM MINI SURGE TANK



Making the upgrade to fuel injection even easier! The compact design of the new Mini Force Fuel fits easily under the hoods of street rods and smaller engine compartments.

FITECH

For EFI systems upto 600hp
Includes: Submerged 255lph fuel pump, 10 micron fuel filter, suitable fittings,
5ft x -6an efi hose (requires a return line to tank)

[FT50006](#)



FUEL SYSTEMS

HYPERFUEL COMMAND CENTER 2



The Command Center 2 is the ultimate answer to fuel system simplicity! Designed to be used in vehicles with stock fuel tanks converting from a carburetor to EFI. The Command Center 2 eliminates that problem. Complete new design from years of testing has resulted in the most effective system anywhere. The pump in the Command Center 2 never gets uncovered because it receives a steady supply of fuel from your existing fuel system. So your system maintains a constant flow of fuel. The built-in regulator eliminates the need for an external regulator. Since the Command Center 2 is constantly circulating fuel to and from your tank, your fuel pump stays cooler and will have a longer life. The fuel pump noise is also muffled by being submerged in fuel 100% of the time. The Command Center 2 is the best way to provide the necessary increase in volume when adding a power adder such as boost or nitrous to your engine. So, whether you are racing, off-roading, or just cruising, this "compact" external fuel assembly is your all in one solution.

Kit Contents:

- 1 - Main assembly w/340 LPH fuel pump, regulator, pressure gauge
- 5ft - High-pressure hose & -6AN fittings connect main assembly to throttle body
- 1 - Hyperfuel high-flow 30-micron EFI fuel filter
- 1 - Return fitting and seals

HYPERFUEL

For EFI systems up to 800hp. Mounts in engine bay.

[FT40004](#)

ASK US...

Can't find what you're looking for? Let us know! We may be able to source it.
Call: 09 256 1120 | Email: parts@staparts.co.nz



PROFESSIONAL RACING FUEL CELLS & MOUNTING BRACKETS

- Made from polyethylene for maximum impact resistance
- -8AN male fittings
- 12 bolt
- Lever lock and flush mount lid assembly
- 2 pickups on 2" sump and rollover vent
- Built in roll over valve



Mounting Bracket Kit
RC17405A

NOT SFI OR MSNZ APPROVED.

SIZE	DIMENSIONS		FUEL CELL RCI	MOUNTING BRACKET
18.9 Litre	33 x 33 x 20cm	Non SFI	RCI1050D	RCI7405A
30 Litre	43 x 43 x 20cm	Non SFI	RCI1080D	RCI7408A
45 Litre	43 x 43 x 28cm	Non SFI	RCI1120D	RCI7412A
60 Litre	58 x 43 x 28cm	Non SFI	RCI1160D	RCI7416A

ACCESSORIES

	RCI
Fuel Cell Foam Block 75x150x400mm (Not suitable for some fuels)	RCI7050A
Fuel Cell Sender Unit Lever Type 0-90 OHM	RCI7060B



ALUMINUM FUEL CELLS

- Made from lightweight polished aluminum
- -10AN female fittings with mounting brackets. Non baffled.
- Tested at 20psi

SEE PAGE 95
FOR INSTALLATION
NOTES

NOT SFI OR MSNZ APPROVED. SPONGE INSIDE NOT SUITABLE FOR SOME FUELS.

SIZE	DIMENSIONS		M&H
20 Litre	31 x 31 x 26.5cm 2.5mm thick		MHFC-20L
40 Litre	42 x 42 x 26.5cm 2.5mm thick tested to 20 psi 0-90 OMH sender		MHFC-40L
60 Litre	50 x 50 x 26.5cm 2.5mm thick		MHFC-60L

CELL CAPS & FILLER NECKS TO FIT M&H FUEL CELLS

Billet aluminum. Bolt holes 120mm apart centre-centre. Will need to re drill to fit M&H Fuel Cells.	MHFC-CAP
Filler neck 45° aluminium. Bolt holes 120mm apart centre-centre. 33mm inlet. Cap included.	MHFC-CAP-FILL 45
Filler neck straight aluminium. Bolt holes 120mm apart centre-centre. 33mm inlet. Cap included.	MHFC-CAP-FILL STR

SINGLE & DUAL PUMP FUEL CELLS

The use of an in-tank 340 L/PH fuel pump, submerged in a baffled pick-up area virtually eliminate hot fuel issues while providing the fuel delivery for your performance monster. Black anodized aluminum.

NOT SFI OR MSNZ APPROVED.

SIZE		DIMENSIONS	M&H
340 LPH fuel pumps. Supports upto 800hp, -8AN threads, Square			
60 Litre	Single in-intank	51 x 45.5 x 26.5cm, 3.5mm thick	FT49115
60 Litre	Dual in-intank	51 x 45.5 x 26.5cm, 3.5mm thick	FT49215

ROLL OVER VENT VALVES

These valves help stop fuel leakage in the event of a roll over crash. Mounts intank.

AN SIZE	DESCRIPTION	COLOUR	STA
-6AN	Bulkhead Type	Blue/Black	STAROV-06
-8AN	Bulkhead Type	Black	STAROV-08
-6AN	Push In Type	Black	STAROV-06
-8AN	Push In Type	Black	STAROV-08
-6AN	Straight Inline Type -6AN female to -6AN male	Black	STAROV-06

Bulkhead Type

Push In Type

Inline Type

-3AN & SAE BRAKE ADAPTER FITTINGS

FOR USE WITH POWERFLEX UNIVERSAL HOSE ASSEMBLIES AND POWERFLEX HOSE

Endura plated steel AN brake adapters from Russell are best suited for operating conditions where additional corrosion protection is needed. The ultra-bright finish is very durable and looks great too.



E640500



E643961



E641293



E641331



E642933



E642941



E643331-MH

E643301

E642981

AN SIZE	INVERTED FLARE	ZINC RUSSELL	STAINLESS M&H		
10MM x FEMALE					
-3	M10 x 1.0 female	E641411	-		
10MM x MALE					
-3	M10 x 1.0 male	E641431	E641431MH		
-3	M10 x 1.25 male	-	E641432MH		
-3	M10 x 1.5 male	-	E641433MH		
12MM x FEMALE					
-3	M12 x 1.0 male	-	E641434MH		
-3	M12 x 1.25 male	-	E641435MH		
-3	M12 x 1.5 male	-	E641436MH		
		<i>Sold in pairs</i>	<i>Sold each</i>		
AN SIZE	INVERTED FLARE	ENDURA RUSSELL	BLACK RUSSELL	M&H / STA	
3/8" X 24 I.F TEE					
-3	Male	E640500	-	-	
3/8" X 24 I.F					
-3	Female	E641291	E641293	-	
-3	Male	E643961	-	-	
7/16" X 20 I.F					
-3	Male	E641321	-	-	
7/16" X 24 I.F					
-3	Female	Includes 5/8-18 jam nut	E641331	-	E641331MH
-3	Male		E641311	-	-
-4	Male		E640311	-	E640311-MH
1/8" NPT PIPE					
-3	Male	E642441	E642443	E642441MH	
-4	Male	E642451	-	-	
1/8" NPT PIPE 45°					
-3	Male	E642931	E642933	-	
1/8" NPT PIPE 90°					
-3	Male	E642791	E642793	-	
FEMALE TUBE NUT WITH INTEGRATED TUBE SLEEVE					
-3	Female. For 3/16 tube	E642941 (6pk)	-	STAN0390-03	
MALE TEE					
-3	Male	E642981	-	-	
BULKHEAD 90°					
-3	Male	-	-	E643331-MH	
BULKHEAD TEE					
-3	Male	E643301	-	-	
BULKHEAD NUT					
-3		E643871	-	E643871-MH	
FLARE UNION					
-3	-3AN Male to -3AN Male			E641423	
-3	-3AN Male to -4AN Male			E641424	
BRAKE TUBE PIPE					
	3/16 OD steel copper brazed tubing zinc coated natural (25 foot roll) DOT approved brake line	EARLS		EARLSZC631625ERL	

ASK US...

Can't find what you're looking for? Let us know! We may be able to source it.
Call: 09 256 1120 | Email: parts@staparts.co.nz



AN SIZE	INVERTED FLARE	ENDURA RUSSELL	STAINLESS M&H
7/16" BANJO BOLT TO -3AN (GM STYLE)			
-3		E640491	-
10MM (3/8") ID BANJO			
-3	Straight	E640471	E640471-MH*
-4	Straight	E640481	-
-3	35° Radius	E640511	-
-3	90° Radius	E640541	-

*** NOT FOR USE IN BRAKE APPLICATIONS**



SIZE	ZINC PLATED RUSSELL	STAINLESS M&H
BANJO BOLTS		
3/8" -24	E640650	E640650MH
7/16" -20	E640660	E640660MH
7/16" -24	E640670	-
10mm x 1.0	-	E640675-MH
10mm x 1.5	E640680	-

POWERFLEX ENDURA FITTINGS FOR USE WITH POWERFLEX PTFE TEFLON LINED HOSE



STRAIGHT			45°		
AN SIZE	ENDURA RUSSELL	STAINLESS M&H	AN SIZE	ENDURA RUSSELL	STAINLESS M&H
-3	E620131	E620131MH	-3	E620431	E620431MH
-4	E620141	E620141MH	-4	E620451	E620451MH
-6	E620401	-	-6	E620411	-
-8	E620471	-	-8	E620481	-
90°					
AN SIZE	ENDURA RUSSELL	STAINLESS M&H			
-3	E620441	E620441MH			
-4	E620461	E620461MH			
-6	E620421	-			
-8	E620491	-			

USE WITH POWERFLEX PTFE HOSE

MOROSO UNIVERSAL ANTI-ROLL KIT

- Brake line locks are used in Drag Racing to lock the front wheels & hold the car in the water box for the burnout, or to prevent creeping in the light
- Extruded aluminum shifter handle mounting bracket is far superior to any other in use today

MOROSO

Contains solenoid, switch, fuse holder & indicator light

MOR44050

B&M ROLL CONTROL & LAUNCH CONTROL

B&M launch controls can be used to control either your front or rear brakes. They're intended primarily as brake-locking devices for drag racing, but they also can be used on the street as hill-holders (up to 60 seconds).

- Kit Includes Dependable Solenoid, Fuse, Button and Light
- Controls Front Or Rear Brakes
- Brake Holding Device

B&M

Zinc plated steel, 1/8" NPT inlet/outlet with button

BM46076



TIP

Part numbers highlighted Blue will link you to our websites product page for pricing & stock availability.

BRAKE HOSE ACCESSORIES

INSURE AN EASY & COMPLETE INSTALLATION

Choose from a selection of brackets and hardware to ensure that you installation of Russell brake products goes nice and smooth.

RUSSELL



E683942



E654030

E654020



E683980



MOUNTING BRACKETS

Bolt-on 90° Mounting Brackets Pair [E683942](#)

BRAKE LINE CLAMPS

These brake line clamps offer a professional and secure method of attaching brake hard line to a frame rail. Designed to work with 3/16" O.D. hard line.

Stainless Steel Brake Line Clamps Pack of 12 [E654030](#)

Billet Aluminum Tubing Clamps Pack of 12 [E654020](#)

BRAKE CRUSH WASHERS

When changing brake hoses, always replace the sealing washers that are used with Russell brake hoses.

10mm - 3/8" Each [E683980](#)

12mm - 7/16" Each [E683990](#)

BRAKE PROPORTIONING VALVE

Manufactured from billet aluminum and anodized. They are adjustable up to a 60% pressure reduction. Valves include 2 x 3/8-24 inverted flare to 3/16 hard line adapters and utilizes anti-corrosive brass internal components.

Not an original equipment replacement.

Russell Brake Proportioning Valve [E654000](#)

RESIDUAL VALVE

Russell brake residual valves eliminate spongy-pedal feel by retaining brake-line pressure and keeping your pedal firm. The valve stops brake fluid from draining back into the master cylinder; this keeps your caliper pistons and brake shoes from fully retracting so your brake system stays primed without brake drag. The result is a firmer pedal that engages quicker and provides increased braking response.

2-lb. Russell Residual Valve (Polished) [E654010](#)
Suits disc brake applications

10-lb. Russell Residual Valve (Polished) [E654040](#)
Suits disc brake applications

POWERFLEX PTFE TEFLON HOSE

HIGH PRESSURE HOSE FOR BRAKE LINES, POWER STEERING & FUEL

PowerFlex stainless steel braided hose, specifically designed for high performance brake applications, features the combination of a Teflon® inner liner with the corrosion and abrasion resistance of stainless steel braid for maximum pressure use.

- PTFE liner with 308 stainless steel braid
- Use with PowerFlex hose ends
- Use with super strength high alloy steel PowerFlex Hose Ends for enhanced reliability
- Hose is rated at 2500 psi

NON D.O.T. APPROVED HOSE FOR OFF-ROAD USE ONLY.



POWERFLEX BRAKE HOSE

AN SIZE	I.D.	MAX PSI	RUSSELL STAINLESS	M&H BLACK NYLON
-3	1/8"	2500	E633930	-
-3		1000	-	STA0725N-03-BLK
-4	3/16"	2500	E633960	-
-4		1000	-	STA0725N-04-BLK

USE WITH POWERFLEX ENDURA FITTINGS

Sold per foot

Sold per foot

POWERFLEX HOSE

AN SIZE	I.D.		MAX PSI	RUSSELL STAINLESS	M&H BLACK NYLON
-6	11/32"	7/16"	2500	E632600	-
-6			1000	-	STA0725N-06-BLK
-8	7/16"	.565"	2500	E632660	-
-8			1000	-	STA0725N-08-BLK
-10	9/16"		1000	-	STA0725N-08-BLK
-12	11/16"		1000	-	STA0725N-12-BLK

3ft length

Sold per foot

ASK US...

Can't find what you're looking for? Let us know! We may be able to source it.
Call: 09 256 1120 | Email: parts@staparts.co.nz

PRE ASSEMBLED HOSE ASSEMBLIES

-3 UNIVERSAL PREASSEMBLED HOSE ASSEMBLY

Universal hose assemblies are constructed from PowerFlex stainless steel braided hose and hose ends that are plated with Russell's ultra-bright Endura or black finish. The hose ends are factory precision crimped to eliminate leakage. Hose assemblies are street legal as they meet with the guidelines of D.O.T. FMVSS-571.106 requirements.

- Teflon® inner liner and stainless steel braid eliminates hose expansion common to original lines
- Unique Endura finish is corrosion resistant for long life
- Better braking performance and a firmer pedal feel
- Street legal
- Virtually any hydraulic brake or clutch system can be fitted
- Available in Endura or Black finish

ENDURA UNIVERSAL HOSE



10MM BANJO (3/8") TO STRAIGHT -3

LENGTH (in)	(mm)	RUSSELL
9"	230mm	E657012
12"	305mm	E657022
15"	380mm	E657032
16"	406mm	E657242
18"	457mm	E657042



90° -3 TO STRAIGHT -3

LENGTH (in)	(mm)	RUSSELL
9"	230mm	E655012
12"	305mm	E655022
15"	380mm	E655032
16"	406mm	E655242
18"	457mm	E655042
24"	610mm	E655062



STRAIGHT -3 TO STRAIGHT -3

LENGTH (in)	(mm)	RUSSELL
9"	230mm	E656012
12"	305mm	E656022
15"	380mm	E656032
16"	406mm	E656242
18"	457mm	E656042
24"	610mm	E656062

BLACK UNIVERSAL HOSE



10MM BANJO (3/8") TO STRAIGHT -3

LENGTH (in)	(mm)	RUSSELL
9"	230mm	E657013
12"	305mm	E657023
15"	380mm	E657033
16"	406mm	E657243

STRAIGHT -3 TO STRAIGHT -3

LENGTH (in)	(mm)	RUSSELL
12"	305mm	E656023

90° -3 TO STRAIGHT -3

LENGTH (in)	(mm)	RUSSELL
9"	230mm	E655013
12"	305mm	E655023
15"	380mm	E655033
16"	406mm	E655243



Russell Universal Black Brake Hose installed

STRAIGHT -4 TO STRAIGHT 4

LENGTH (in)	(mm)	RUSSELL
14"	355mm	E659000
16"	406mm	E659010
18"	457mm	E659020
20"	508mm	E659030

HOSE & FITTING INSTALLATION

An array of misc. components to help with installation or improve your vehicles under hood appeal. In this section you will find accessories such as assembly lubes, sealants, brackets, plates, and much more.



	BRAND	PART NO.
ASSEMBLY LUBE & SEALANT KIT		
8 oz., EARL'S ASSEMBLY LUBE is specifically mil-spec formulated to ease the installation of hose ends onto synthetic rubber hoses.		
Assembly Lube/Sealant Kit	Earls	EARLS184004

THREAD SEALER

For outer thread seals. These PTFE based sealers have a rust and corrosion inhibitor. In aluminum, steel, stainless steel, and plastic, they deliver a flexible, leakproof seal against coolants, water, gasoline, natural gas, and LPG. Effective range: -30° to 550°F.

Thread Sealer PTFE Base (1.69fl oz)	ARP	ARP100-9904
-------------------------------------	-----	-----------------------------

FLUID TAPE

Seals out moisture and dirt to virtually eliminate corrosion. It sticks to metal, rubber, vinyl and plastic, forming a tough, flexible coating that dries at room temperature in just 5 minutes. Use anywhere a dependable weatherproof connection is required.

Brush-On Electrical Tape (4oz)	Dynatex	DYN49412
--------------------------------	---------	--------------------------

ELECTRICAL PARTS CLEANER

Quickly dissolves and flushes away grease, oil and dirt while leaving no residue. Formulated for removing oil, grease, brake fluids, oxidized oils (gum) and asphalt from all types automotive parts and brakes. Penetrates through dirt and corrosion and flushes them away, eliminating the need to disassemble. It leaves no residue, dries fast and is non-corrosive to metals. Not safe for use on rubber or plastic parts.

Dynatex Electrical Parts Cleaner (16oz) aerosol	Dynatex	DYN52145
---	---------	--------------------------

ELECTRICAL TAPE

3/4" x 60" roll (Black)	ISC Race Tape	RTET3/4X60BK
-------------------------	---------------	------------------------------

SILICONE COMPOUND

A silicone dioxide thickened, high molecular weight dimethyl polysiloxane based material, with excellent water repellency. Material is unaffected by extreme temperatures from -40°F to 400°F (-40°C to 204°C). Extends brake system life and stops disc brake squeal. Prevents drying and cracking. Recommended by major brake installer chains, fleets, and brake manufacturers.

Brake System Silicone Compound (6 gram pillow pack)	Dynatex	DYN1020
---	---------	-------------------------

Brake System Silicone Compound (5.3oz tube)	Dynatex	DYN49593
---	---------	--------------------------

SAFETY WIRE

Russell's stainless steel safety wire has many uses, but remains as the most positive and assured methods of securing critical fasteners. Use it to act as a hose clamp around fuel lines, fuel pumps, carbs, and primer bulbs. It can also be used on exhaust springs, rotary valve tank caps, or to secure air filters to carbs, or spark plug caps to your spark plugs.

.032 O.D. stainless steel wire, 1-lb. spool	Russell	.
---	---------	---

HOSE CUTTERS

M&H

For braided hose from -3AN up to -10AN	MHHOSECUT-A
For rubber push on hose	MHHOSECUT-B
For braided hose from -10AN up to -20AN	MHHOSECUT-C



ASK US...

Can't find what you're looking for? Let us know! We may be able to source it.
Call: 09 256 1120 | Email: parts@staparts.co.nz



STAW0402-A
(colour may vary)



STAW0611-A
(colour may vary)



(colour & style may vary)



(colour may vary)



008

STATB-L

STAKJFLARE



Pressure Test Kit

3AN -4AN -6AN
-8AN -10AN -12AN
-16AN -20AN



Manual Crimper Tool
#652000



Crimper Dies

AN HOSE END WRENCHES

Anodized to the hardest possible specification these fitting spanners will last a lifetime. Precision CNC machined to ensure a perfect fit on all our fittings.

- Hard anodized
- CNC machined
- Unlike standard steel spanners, these will not damage fittings

WRENCH SETS

	END	BRAND	PART NO.
Set of 6 wrenches (-4AN thru -16AN)	Single	STA	STAW0402-A
Set of 7 wrenches (-3AN thru -20AN)	Double	STA	STAW0611-A
Set of 9 wrenches (-3AN thru -20AN)	Single	Proform	SAP66978

ADJUSTABLE

Adjustable AN wrench	Single	STA	STAW0504
----------------------	--------	-----	----------

VICE JAWS

Built with extremely powerful magnets to ensure a safe, secure grip while assembling fittings. Protects fittings from standard steel vice jaws during assembly.

	ALUMINUM	NYLON
Magnetic solid one piece (pair)	STAVJ-A	STAVJ-P

TUBE BEAD, CUTTER & CRIMP TOOLS

	BRAND	PART NO.
EZ-BEADER TUBING		
EARL'S patented EZ (ROLLER) BEADER is a fresh approach to an old problem. In order to securely attach rubber water hose to rigid aluminum tubing, the end of the tubing must be beaded. Compact enough to be used on already installed tubing, Earl's EZ-BEADER produces a properly positioned and perfectly radiused bead on aluminum tubing with wall thicknesses from .035" to .065". This is one tool that no serious racing mechanic can afford to be without.		
3/8" Tube O.D	Earls	EARLS008
1/2" Tube O.D	Earls	EARLS009
5/8" Tube O.D	Earls	EARLS010
3/4" Tube O.D	Earls	EARLS011

ALLOY TUBE BEADER

For alloy pipe 5/8" & larger for intercoolers intake pipes etc	STA	STAKI02501
--	-----	------------

CUTTER & FLARING TOOLS

Flaring Tool Only	STA	STAKJFLARE
Aluminum Cutter and Flaring Tool	STA	STAKJCUT
Tube Bender, Small 1/8 & 1/16 tube. Max bend 20mm.	STA	STATB-S
Tube Bender, Large -6an & -8an tube. Max bend 20mm.	STA	STATB-L
Tube Straightner for larger .48mm-12.7mm tube or alloy	STA	STASTR

MANUAL CRIMPER & DIES

Hand operated vise-style crimper engineered for easy hose end attachment. Each hose size has a specific die engineered for consistent and repeatable crimping with no measurement or adjustment, ensuring proper attachment.

Crimping Tool	Russell	E652000
-4 Suits ProClassic, ProClassic II & ProFlex hose	Russell	E652001
-6 Suits ProClassic, ProClassic II & ProFlex hose	Russell	E652007
-8 Suits ProClassic, ProClassic II & ProFlex hose	Russell	E652008
-10 Suits ProClassic, ProClassic II & ProFlex hose	Russell	E652009
-12 Suits ProClassic, ProClassic II & ProFlex hose	Russell	E652005

TIP

Part numbers highlighted Blue will link you to our websites product page for pricing & stock availability.

RACE SEATS



RCI8000S

RCI Lo-Back
Lightweight poly (Black)
20" wide 27" tall 9lbs
Sold individually



RCI8020S

RCI Hi-Back
Lightweight poly (Black)
20" wide 33" tall 10lbs
Sold individually



RCI8021S

RCI PCV cover for RCI Lo-Back
Black
Sold individually



RCI8001S

RCI PCV cover for RCI High-Back
Black
Sold individually

RACE HARNESSSES




RACE-HARNESS-CAM-SFI
3" 6-point adjustable black
SFI cam lock type.



RACE-HARNESS-SFI
3" 5-point adjustable black
SFI latch type.



Mounting brackets
included.



Each seat comes
with black cloth
padded cover.

ALLOY BUCKET RACING SEATS

Part #	A (mm)	B (mm)	C (mm)	D (mm)
SEAT-15	800	380	450	370
SEAT-16	800	400	450	370
SEAT-16-WING	800	400	450	370
SEAT-17	800	420	450	370
SEAT-18	800	440	450	370

DRIVE SHAFT SAFETY LOOPS

Feel safe and secure with a drive shaft safety loop. The safety loop is NHRA and IHRA approved. 4 piece design and is adjustable for easy installation in most flat floor board vehicles. Mounting hardware included.

- Choose between Zinc Plated Steel or Powdercoated Black
- 4 Piece Design
- Easy Installation In Flat Floor Board Vehicles



1/4x2" Mild steel. NHRA, LVVTA

LAKWOOD

LAK18000
(Zinc)

M&H

LAK18000MH (Zinc)
LAK18000MH-BLK (Black)

TRANSMISSION SCATTER BLANKET

SFI 4.1 approved

RCI

RCI7808A

ROLL BAR PADDING

Flame retardant. Black. Made in USA. 3ft length.



M&H

Fits 1.5" to 1.75" dia tube - Not SFI approved

MHROLLBARPADBK

Fits 1.5" to 1.75" dia tube - SFI 45.1 approved for IHRA rules

MHROLLBARPADBK-SFI

Fits 1.5" to 1.75" dia tube - SFI 45.1 approved for IHRA rules
Low Profile.

MHROLLBARPADBK-LP-SFI

Fits 1.25" to 1.75" dia tube - SFI 45.1 approved for IHRA rules

MHROLLBARPADJR-SFI



AUTOMATIC & MANUAL SHIFTERS



	M&H	B&M
1. Starshifter - 3 speed Transmissions only Chev / GM TH-350, TH-400, Ford C-4, C-6 & can use for AOD with 40496 installation kit, Chrysler 727, A904		BM80675
2. Z-Gate - 3 speed Transmissions only Chev / GM TH-350, TH-400, Ford C-4, C-6 & can use for AOD with 40496 installation kit, Chrysler 727, A904		BM80681
3. Quicksilver - 3 or 4 speed Transmissions Chev / GM TH350, TH400, 700R4, TH700, can use for 4L60E, 4L65E, 4L80E, 4L85E with 70499 installation kit, Ford C-4, C-6 & can use for AOD with 40496 installation kit, Chrysler 727, A904	BM80683MH	BM80683
4. Megashifter - 3 or 4 speed Transmissions Suit RH drive applications. Chev / GM TH350, TH400, 700R4, TH700, can use for 4L60E, 4L65E, 4L80E, 4L85E with 70499 installation kit, Ford C-4, C-6 & can use for AOD with 40496 installation.		BM80685
5. Megashifter - 3 or 4 speed Transmissions Suit LH drive applications. Chev / GM TH350, TH400, 700R4, TH700, can use for 4L60E, 4L65E, 4L80E, 4L85E with 70499 installation kit, Ford C-4, C-6 & can use for AOD with 40496 installation.		BM80690
6. Pro Stick Chev / GM Powerglide. Comes with aluminium cover.		BM80704
7. Pro Stick Chev / GM TH200, TH250, TH350, TH400, TH700R4, 700R4, 2004R, 4L80E, 4L85E, Ford C4, C6, AOD, AODE, 4R70W, E40D & 4R100, Chrysler Torqueflite A-727, A-904 1966-on. Comes with aluminium cover.		BM80706
8. Stealth Pro Ratchet Fits GM TH400, 350, 250, 200, 700R4, 2004R, 4L60E, 4L65E check catalogue for suitable applications & fitment kits required. Brushed aluminium cover.		BM80842
Magnum Grip Pro Stick Anodized black comes with aluminium cover. Check catalogue for suitable applications & fitment kits required.	BM81052MH	BM81052
9. Stealth Pro Ratchet Fits GM TH400, 350, 250, 200, 700R4, 2004R, 4L60E, 4L65E check catalogue for suitable applications & fitment kits require. Carbon fibre print aluminium cover.		BM81119
10. Magnum Grip Stealth Pro Ratchet Fits GM TH400, 350, 250, 200, 700R4, 2004R, 4L60E, 4L65E check catalogue for suitable applications & fitment kits required. Black aluminium cover.		BM81120
11. SportShifter - Manual Holden Commodore 6 Speed 2000-06, 37% reduction in throw. Does not fit VZ-VE models.		BM45043

SHIFTER BRACKETS, LEVER KITS & REPLACEMENT PARTS



Suit Chrysler A727 A904 1966-on	BM10497
Suit GM TH400, TH350, TH250, 200-4R, 700R4, 4L60E, 4L80E, 4L85E	BM35498
Suit Ford AOD	BM40496
Suit Ford C4, C-4	BM50498
Suit Chev GM powerglide	BM70497
Suit GM 4L60E, 4L65E, 4L80E and 4L85E Automatic Transmissions with PRNDL Switch	BM75498
Suit Chev GM 4L60E, 4L65E, 4L70E, 4L75E, 4L80E and 4L85E Automatic Transmissions with a PRNDL switch For forward exit cable shifters Only, with shift lever oriented at the factory 6 o'clock position.	BM70499
Shifter Automatic Replacement 2-speed Gate Plate, shift lever & cable bracket for Powerglide transmissions. Can be used w/ both a forward or reverse pattern valve body. Fits all Pro Stick, Pro Bandit & Street Bandit shifter.	BM80713
Shifter replacement Micro Switch for Automatic Shifters	BM80629

SHIFTER CABLES




5 foot length, eyelet on one end, thread on the other end, 1/4" OD cable housing. Performance Replacement	BM80605
5 foot length, eyelet on one end, thread on the other end, 3/8" OD cable housing. Hard-Core Super Duty Race	BM80833
8 foot length, eyelet on one end, thread on the other end, 3/8" OD cable housing. Hard-Core Super Duty Race	BM80834
Shifter cable replacement swivel & split pin for Automatic Shifters	BM80638

FITECH GO SHIFT TRANS CONTROL GM STAND ALONE UNIT



Suitable for GM 4L60/65/80/85E transmissions. All harnesses needed to connect to your transmission included. If you're having trouble with the wiring or shift points, the Go Shift system is for you! Now you can have the luxury of a modern transmission with a better response, better fuel economy, & overall better reliability thanks to this advanced system.	FT20010
---	---------



ELECTRIC FANS

PULLER STYLE - CURVED BLADE

- Mounting hardware kit included

CURVED BLADE

FAN SIZE		FAN THICKNESS	M&H
10"	700cfm 1600ftm 5.5 amps 2250 Rpm 12v 80w	63mm	MHRF-10
12"	1150cfm 1810ftm 7.5 amps 2000 Rpm 12v 80w	63.5mm	MHRF-12
14"	1409cfm 10.5 amps 2100 Rpm 12v 120w	74.5mm	MHRF-14
16"	1625cfm 13.5 amps 2050 Rpm 12v 160w	76mm	MHRF-16

NOTE: Fan blade style may vary.



DYNO-COOL ELECTRIC FANS

PULLER (REVERSIBLE) - STRAIGHT BLADE

- Powerful high-watt motors
- Low-profile design
- Includes thermostatically-controlled hardware kit, mounting hardware with install instructions



FAN SIZE		BLADE STYLE	FAN THICKNESS	DERALE
8"	350cfm 5.3 amps 12V	Straight	58mm	US16308



TORNADO ELECTRIC FANS

PULLER (REVERSIBLE)

- Reliable, efficient, high torque motors
- Ultra-quiet patented skewed blade design
- Includes mounting kit and illustrated installation instructions.



FAN SIZE		BLADE STYLE	FAN THICKNESS	DERALE
7"	400cfm 4.8 amps 12V reversible	Curved	60mm	US16617
8"	500cfm 4.8 amps 12V reversible	Curved	60mm	US16618
10"	650cfm 5.3 amps 12V reversible	Curved	63.50mm	US16620
12"	880cfm 8.8 amps 12V reversible	Curved	63.50mm	US16622
14"	1350cfm 10.5 amps 12V reversible	Curved	82.55mm	US16624
16"	2175cfm 18.4 amps 12V reversible	Curved	108mm	US16626



H.O. EXTREME ELECTRIC FANS

PULLER STYLE

- High performance primary cooling fans eliminate fuel & horsepower-robbing belt driven fans
- Powerful, high-watt, high torque motors last up to 3 times longer!
- Sealed waterproof/dustproof (IP68 certified) designs are perfect for off-road & all season environments
- Thin, balanced curved-blades are quieter & allow lower profiles for limited-space requirements
- Mounting hardware with illustrated installation instructions included



FAN SIZE		BLADE STYLE	FAN THICKNESS	DERALE
10"	802cfm 9.2 amps 12v (Ultra-Low Profile)	Curved	53mm	US16110
12"	1328cfm 14.2 amps 12v (Ultra-Low Profile)	Curved	62mm	US16112
14"	1864cfm 21.5 amps 12v (Ultra-Low Profile)	Curved	88mm	US16114
16"	2024cfm 21 amps 12v (Ultra-Low Profile)	Curved	88mm	US16116

SPAL MOTOR!



HARDWARE KIT





US16720



US16749




US16769



MHFANCON



US16765



US130001

FAN CONTROLLERS & ACCESSORIES

	BRAND	PART NO.
FAN SWITCH RELAY KITS		
180°F-on/165°F-off, 3/8 NPT thread-in probe	Derale	US16720
200°F-on/185°F-off, 3/8 NPT thread-in probe	M&H	US16720MH
200°F-on/185°F-off, 3/4 NPT thread-in probe	M&H	US16720MH-1
Dual Fan 185°F-on/165°F-off, 3/8 NPT thread-in probe, 40 amp relay	M&H	US16720MH-2

ADJUSTABLE ELECTRIC FAN CONTROLLER - 3/8" NPT THREAD IN PROBE

- Adjustable turn-on temperature from 150-240°F
- Turn-off temperature is preset at 10°F below turn-on temperature
- Heavy duty 40/60 amp relay *rated at maximum 25 amp continuous draw
- AC override circuit included
- Operates up to a 25 amp fan or two fans with a combined draw of 25 amps or less

3/8" thread-in probe	Derale	US16749
----------------------	--------	-------------------------

ADJUSTABLE ELECTRIC FAN CONTROLLER - MECHANICAL

- Adjustable turn-on temperature from 32-240°F
- Turn-off temperature preset at 10°F below activation setting
- Radiator hose probe design
- Rated at maximum 16 amp continuous draw
- Operates up to a 16 amp fan or two fans with a combined draw of 16 amps or less

Radiator hose probe design	Derale	US16769
----------------------------	--------	-------------------------

ADJUSTABLE ELECTRIC FAN CONTROLLER - MECHANICAL

- 3 modes; water temp, oil temp, and voltage
- Digital LED display
- Adjustable alarm setting for oil temp, and voltage.
- 1/8 npt senders

Fan temp controller	M&H	MHFANCON
---------------------	-----	--------------------------

40/60 AMP RELAY WIRE HARNESS KIT - SINGLE

- Kit includes 40/60 amp single relay with quick change wire harness.
- Rated at max 25 amp continuous draw
- Complete with wiring harness
- AC override circuit included

Relay Wire Harness Kit - Single	Derale	US16763
---------------------------------	--------	-------------------------

40/60 AMP RELAY WIRE HARNESS KIT - DUAL

- Kit includes dual 40/60 amp relays with quick change wire harnesses.
- Rated at max 25 amp continuous draw per each relay (50 amp total)
- Complete with wiring harness
- AC override circuit included for each relay

Relay Wire Harness Kit - Dual	Derale	US16765
-------------------------------	--------	-------------------------

PLASTIC MOUNTING KITS

- Kits include 4 ties, pads and retainers

Mounting Kit	Derale	US13001
Mounting Kit	M&H	MHRF-MK

TIP

Part numbers highlighted Blue will link you to our websites product page for pricing & stock availability.



MRG2391



MRG2393



CFRHZ-1052

FAN SPACER KITS

Spacers allow adjustment of fan-to-radiator clearance. Kits include spacer, washers and bolts.

	CFR	MR GASKET
CHEV, GM, FORD, MOPAR		
1/2"	CFRHZ-1050	MRG2391
1"	CFRHZ-1051	MRG2392
1-1/2"	CFRHZ-1052	-
2"	CFRHZ-1053	MRG2393
2-1/2"	CFRHZ-1054	-



UNIVERSAL NYLON FAN BLADES

6 Blade. 5/8 pilot lightweight nylon construction relieves stress from the water pump and bearings.

SIZE		DERALE
14"	8000 RPM rating	US19614
15"	8000 RPM rating	US19615
16"	8000 RPM rating	US19616
17"	8000 RPM rating	US19617
18"	8000 RPM rating	US19618
Fan blade reinforcement plate powdercoated black aluminium		US19600



MHLOOM-8



MHLOOM-12



MHLOOM-12N



MHLOOM-14

UNIVERSAL WIRING HARNESSSES

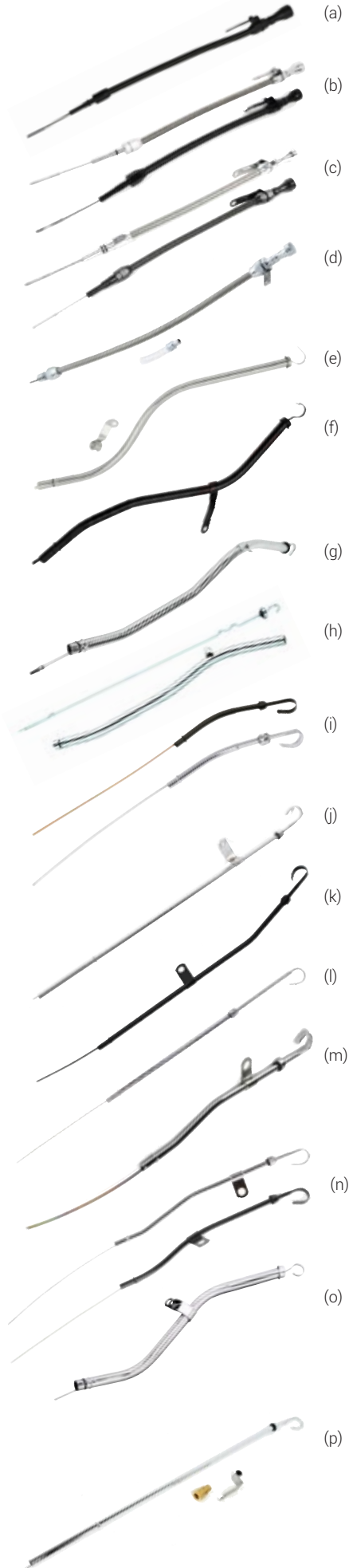
SIZE		M&H
8 Circuit	Muscle Car Hot Rod Street Rod named wires. a/c, ignition, gauges, brakes, turn, spare, wiper, hazard	MHLOOM-8
12 Circuit	Muscle Car Hot Rod Street Rod named wires.heater, relay, a/c, brakes, flashers, dash, headlights, hazard, wipers, ignition, 2x acc	MHLOOM-12
12 Circuit	Muscle Car Hot Rod Street Rod, XL Wires named wires.heater, relay, a/c, brakes, flashers, dash, headlights, hazard, wipers, ignition, 2x acc	MHLOOM-12N
14 Circuit	Muscle Car Hot Rod Street Rod named wires.coil, fan, fuel, a/c, turn, spare, headlights, ignition, horn, radio, brakes, wiper, battery, acc	MHLOOM-14
20 Circuit	Muscle Car Hot Rod Street Rod GM keyed colum, named wires. horn, fan, dome, hazard, radio, cigarette, door, brake, lights, trunk, gauges, back up cruise, wipers, choke, coil, radio, a/c, fuel>window, turn	MHLOOM-20
21 Circuit	Muscle Car Hot Rod Street Rod GM keyed colum named wires. horn, fan, dome, hazard, 2x radio, cigarette, door, brake, lights, trunk, gauges, back up, wipers, choke, coil, radio, a/c, fuel>window, turn, acc	MHLOOM-21
	Chev LS Truck 1999-06 with 4L60E standalone wiring harness, DBC	MHLOOM-LSAUTO
	Chev LS Truck 1999-06 with 4L60E standalone wiring harness, DBC	MHLOOM-LSMAN



MHLOOM-21



DIPSTICK & TUBES



	CHEV	FINISH	BRAND	PART NO.
(a)	a Chev LS V8 1997-on Truck, block 19" length	Black	CFR Performance	CFR-1998-PBK
(b)	b Chev 5.7L LS1 V8 1997-on Camaro & Firebird, Block mounted, 17-1/8" length	Chrome Black	CFR Performance	CFR-1999 CFR-1999-PBK
(c)	c Chev BB V8, Block mounted, 21" length	Chrome Black	CFR Performance	CFR-2000 CFR-2000-PBK
(d)	d Chev TH350 TH400, 27-3/16 length, Firewall mount		CFR Performance	CFR-3004
(e)	d Chev TH350, 29-3/4 length, Firewall mount		Mr Gasket M&H	MRG9703G MRG9703GMH
(f)	e Chev GM TH350 TH-350 transmission	Chrome	Mr Gasket M&H	MRG9764 MRG9764MH
(g)	Chev SB V8 1957-79, Block mounted, 20" length, Billet handle	Chrome	CFR Performance	CFRHZ-2002
(h)	f GM TH400, TH-400 transmission, 25" long	Chrome Black EDP	CFR Performance	CFRHZ-4995-C CFRHZ-4995-PBK
(i)	GM TH400, TH-400 transmission	Chrome	Mr Gasket	MRG9765
(j)	g GM Powerglide transmission 23" long, 3/4" OD	Chrome	CFR Performance	CFRHZ-9422-C
(k)	h GM Powerglide transmission aluminium case only	Chrome	Mr Gasket	MRG9690
(l)	i Chev SB V8 1965-79, Block mounted	Chrome Chrome Black Black	Mr Gasket M&H Mr Gasket M&H	MRG6235 MRG6235MH MRG6235BP MRG6235BPMH
(m)	j Chev BB V8 (pan mounted)	Chrome	Mr Gasket	MRG6236
(n)	Chev SB V8 1980-85 (Right hand side of block)	Chrome Chrome Chrome Black	CFR Performance Mr Gasket M&H CFR Performance	CFRHZ-9420D-C MRG6237 MRG6237MH CFRHZ-9420D-PBK
(o)	Chev SB V8 1982-91	Chrome	Mr Gasket	MRG6238
(p)	Chev 5.7L LS1 V8 1997-on Camaro & Firebird Block mounted	Chrome	Mr Gasket	MRG6239
(q)	Chev SB V8 1980-85, Block mounted, 20" length		Mr Gasket	MRG9705G
(r)	Chev SB V8 1965-79, Block mounted, 20" length		Mr Gasket	MRG9706G
(s)	Chev BB V8, Block mounted, 20-3/4" length		Mr Gasket	MRG9707G
CHRYSLER				
(t)	Chrysler 727 TF-727 transmission, 27-3/8" long	Chrome	CFR Performance	CFRHZ-3009
(u)	k Chrysler 383ci, 400ci, 440ci BB V8, 23" long	Black	CFR Performance	CFRHZ-9225-PBK
(v)	l Chrysler 273, 318, 340, 360 SB V8, 23-1/2" long	Chrome	Mr Gasket	MRG6923
(w)	m Chrysler 383ci, 400ci, 440ci BB V8, 24" long	Chrome	Mr Gasket	MRG6924
FORD				
(x)	Ford SB V8 289ci 302ci 351ci Windsor 1962-78 only, 20-1/4" length	Black	CFR Performance	CFRHZ-9221-PBK
(y)	n Ford SB V8 289ci 302ci 351ci Windsor 1962-78 only	Chrome Chrome Black	Mr Gasket M&H M&H	MRG6920 MRG6920MH MRG6920BPMH
(z)	Ford 351ci Windsor SB	Chrome	M&H	MRG6921
(aa)	Ford 302ci 351ci Cleveland	Chrome	Mr Gasket	MRG6922
(ab)	Ford SB V8 302ci, 5.0L Windsor 1983-93 Mustang	Chrome	Ford Performance	SVOM-6750-C303
(ac)	o Ford C-4 C4 transmission	Chrome	Ford Performance	SVOM-6750-D303
(ad)	Ford C-6 C6 transmission	Chrome	Ford Performance	SVOM-6750-E303
PONTIAC				
(ae)	Pontiac V8 1955-79	Chrome	Spectre	SAP66629
UNIVERSAL				
(af)	p 1/4" NPT thread universal ,24-1/8" long	Chrome Black	CFR Performance	CFRHZ-9452E-C CFRHZ-9452E-PBK
(ag)	1/4" NPT thread universal, comes with steel weld-in overall length 24"	Chrome	Moroso	MOR25970

TIP

Part numbers highlighted Blue will link you to our websites product page for pricing & stock availability.

OIL PANS & KITS

CHEV / HOLDEN

	FINISH	BRAND	PART NO.
Chev Holden LS Retro-Fit Oil Pan Kit 1955-87 Rear pan GM muscle car, classic car & trucks includes sump baffle, pick-up tube, sump plug, oil filter stud & oil passage cover. Max stroke with oe style rod 4.250"	Cast Cast Black	Holley M&H M&H	HOL302-1 HOL302-1MH HOL302-1BKMH
Chev Holden LS Retro-Fit Oil Pan Kit 1964-87 rear pan suit classic muscle car & trucks, baffle, pick-up tube, oil filter stud & oil passage cover. May not be used with LS7 engines or engines greater than 3.622" stroke	Cast Black	M&H M&H	HOL302-2MH HOL302-2BKMH
Chev Holden LS Retro-Fit Oil Pan Kit 1964-87 rear pan suit classic muscle car & trucks incl 2 x 1/2npt female ports for turbo oil line returns, baffle, pick-up tube, oil filter stud & oil passage cover. Max stroke with oe rod 4.250"	Cast	Holley	HOL302-3
Chev Holden LS Retro-Fit Oil Pan Kit Front pan suit classic muscle car & trucks, baffle, pick-up tube, oil filter stud & oil passage cover. May not be used with LS7 engines or engines greater than 3.622" stroke, as cast finish	As-Cast Black	M&H M&H	HOL302-4MH HOL302-4BKMH
Chev / Holden LS Front sump welded finish With 2 x -10AN fitting (Requires the use of a remote oil filter setup)	Aluminum Black	M&H M&H	MHOP-LSF MHOP-LSF-BLK
Chev / Holden LS Rear sump welded finish Use with CFRHZ-9735-PBK oil pickup.	Aluminum Black	M&H M&H	MHOP-LSR MHOP-LSR-BLK
Chev SB V8 1980-85 Stock Replacement Oil Pan (right hand passengers side dipstick)	Unplated	Pioneer Inc	PIO501087
Chev SB V8 1963-79 Stock Replacement Oil Pan (left hand drivers side dipstick)	Unplated	Pioneer Inc	PIO501094
Chev SB V8 1986-2002 Stock Replacement Oil Pan With one piece rear main seal (right hand passengers side dipstick) 5 quart	Unplated Unplated	Pioneer Inc M&H	PIO501114 PIO501114MH
Chev 396ci, 402ci, 427ci, 454ci BB V8 1965-90 Stock Replacement Oil Pan Suit 2 piece rear main seal engines 4 quart	Unplated Unplated	Pioneer Inc M&H	PIO501115 PIO501115MH
Chev 454ci, 502ci BB V8 1991-on Stock Replacement Oil Pan Suit 1 piece rear main seal engines	Unplated	Pioneer Inc	PIO501121

FORD

	FINISH	BRAND	PART NO.
Ford 289ci 302ci SB Windsor V8 1965-87 Street/Strip 7 quart capacity & increased baffling Suit front sump applications. Use with CFRHZ-7421 pick-up	Zinc	CFR Performance	CFRHZ-7474-R
Ford 351ci Windsor Street/Strip 7 quart capacity & increased baffling Suit front sump applications 9" deep. Use with HZ-7422 pick-up	Black EDP	CFR Performance	CFRHZ-7475-PBK
Ford 289ci 302ci SB Windsor V8 1979-95 Finned aluminium 4 quart (not baffled)	Black EDP Polished	CFR Performance	CFRHZ-8445-PBK CFRHZ-8445-POL
Ford 289ci 302ci SB Windsor V8 1965-87 Stock Replacement (front sump)	Unplated	CFR Performance	CFRHZ-9078-R
Ford 302ci 351ci Cleveland Street/Strip 8 quart capacity & increased baffling Suit front sump applications 9" deep. Use with OPM84AHV oil pump & OP84AS1 pick-up		CFR Performance	CFRHZ-9309-PBK
Ford 302ci 351ci Cleveland V8 1970-85 Stock Replacement (front sump)	Unplated	CFR Performance	CFRHZ-9310-R
Ford 390ci 406ci 427ci 428ci FE 1958-76 Stock Replacement (front sump)	Unplated	CFR Performance	CFRHZ-9330-R
Ford 429ci 7.0L 460ci 7.5L BB V8 Stock Replacement (front sump)	Unplated	CFR Performance	CFRHZ-9343-R

ASK US...

Can't find what you're looking for? Let us know! We may be able to source it.
Call: 09 256 1120 | Email: parts@staparts.co.nz

**FORD**

	FINISH	BRAND	PART NO.
Ford 351ci Windsor Street/Strip 7 quart capacity & increased baffling Suit rear sump applications 9" deep Use with HZ-9449 pick-up	Black EDP	CFR Performance	CFRHZ-9448-PBK
Ford 289ci 302ci 5.0L SB Windsor 1979-93 Mustang Street/Strip 7 quart capacity & increased baffling. Suit rear sump applications 9" deep Use with CFRHZ-9451 pick-up & CFRHZ-9452E-C dipstick.		CFR Performance	CFRHZ-9450-PBK
Ford 351ci 5.8L Windsor V8 1967-87 Stock Replacement (front sump)	Unplated	CFR Performance	CFRHZ-9532-R
Ford 289ci 302ci SB Windsor V8 1979-95 Stock Replacement (rear sump) No provision for dipstick	Unplated	Pioneer Inc	PIO501057
Ford 289ci 302ci SB Windsor V8 1964-87 Stock Replacement (front sump) with baffle	Unplated	Pioneer Inc M&H	PIO501075 PIO501075MH
Ford 351ci 5.8L Windsor V8 1967-87 Stock Replacement (front sump)	Unplated	Pioneer Inc	PIO501163
Ford 302ci 351ci Cleveland V8 1970-85 Stock Replacement (front sump)	Unplated	Pioneer Inc	PIO501164
Ford 429ci 7.0L 460ci 7.5L BB V8 Stock Replacement (front sump)	Unplated	Pioneer Inc	PIO501170
Ford 390ci 406ci 427ci 428ci FE 1958-76 Stock Replacement (front sump)	Unplated	Pioneer Inc	PIO501171
Ford 429 460 BB into fox body & Mustang Suit rear sump applications	Black	Ford Performance	SVOM-6675-A460
Ford 302ci 5.0L Windsor V8 into Fox Body & Mustangs. Suit rear sump applications	Black	Ford Performance	SVOM-6675-A50
Ford 351W into fox body & Mustangs Suit rear sump applications	Black	Ford Performance	SVOM-6675-A58
Ford 289ci, 302ci SB Windsor 7 quart capacity & increased baffling. Suit front sump applications. Use with M-6622-FT302 pick-up.	Black	Ford Performance	SVOM-6675-FT302
Ford 351ci Windsor 9 quart capacity & increased Front sump applications Use with M-6622-FT351 pick-up.	Black	Ford Performance	SVOM-6675-FT351
Ford 429 460 BB 9 quart capacity & increased baffling. Suit front sump applications. Use with M-6622-FT460 pick-up.	Black	Ford Performance	SVOM-6675-FT460
Ford 351ci Windsor 9 quart capacity & increased baffling Suit rear sump applications Use with M-6622-T351 pick-up		Ford Performance	SVOM-6675-T351

CHRYSLER

	FINISH	BRAND	PART NO.
Chrysler 361ci 383ci 400ci 413ci 440ci BB V8 B & RB 426ci Hemi 1967-87 Extra capacity 7 quart. Comes with oil control baffles (centre sump)	Unplated	CFR Performance	CFRHZ-7117-R
Chrysler 273ci 318ci 340ci SB V8 Stock Replacement (centre sump) Will not fit 360ci	Unplated	CFR Performance	CFRHZ-9311-R
Chrysler 360ci SB V8 1971-80 Stock Replacement (centre sump)	Unplated	CFR Performance	CFRHZ-9344-R
Chrysler 361ci 383ci 400ci 413ci 440ci BB V8 B & RB 426ci Hemi 1967-87 Extra capacity 6 quart. Comes with oil control baffles (centre sump)	Unplated	CFR Performance	CFRHZ-9497-R

TIP

Part numbers highlighted Blue will link you to our websites product page for pricing & stock availability.

RADIATORS

- Universal
- Aluminum
- Twin core



SILICONE RADIATOR HOSE KITS
PAGE 82



	CORE SIZE (Width x Height x Depth)	OVERALL SIZE (Width x Height x Depth)	M&H
FORD STYLE - RH Top Hose / LH Bottom Hose			
Ford 18"	12" x 18" x 2.25"	18 x 19.5 x 2.25"	MHRADF18
Ford 19"	13" x 18" x 2.25"	19 x 19.5 x 2.25"	MHRADF19
Ford 20"	14" x 18" x 2.25"	20 x 19.5 x 2.25"	MHRADF20
Ford 21"	15" x 18" x 2.25"	21 x 19.5 x 2.25"	MHRADF21
Ford 22"	16" x 18" x 2.25"	22 x 19.5 x 2.25"	MHRADF22
Ford 23"	17" x 18" x 2.25"	23 x 19.5 x 2.25"	MHRADF23
Ford 24"	18" x 18" x 2.25"	24 x 19.5 x 2.25"	MHRADF24
Ford 25"	19" x 18" x 2.25"	25 x 19.5 x 2.25"	MHRADF25
Ford 26"	20" x 18" x 2.25"	26 x 19.5 x 2.25"	MHRADF26
Ford 27"	21" x 18" x 2.25"	27 x 19.5 x 2.25"	MHRADF27
Ford 27.5"	21.5" x 18" x 2.25"	27.5 x 19.5 x 2.25"	MHRADF27.5
Ford 28"	22" x 18" x 2.25"	28 x 19.5 x 2.25"	MHRADF28
Ford 29"	23" x 18" x 2.25"	29 x 19.5 x 2.25"	MHRADF29
Ford 30"	24" x 18" x 2.25"	30 x 19.5 x 2.25"	MHRADF30
Ford 31"	25" x 18" x 2.25"	31 x 19.5 x 2.25"	MHRADF31
GM/CHEV STYLE - LH Top Hose / RH Bottom Hose			
Chev 18"	12" x 18" x 2.25"	18 x 19.5 x 2.25"	MHRADGM18
Chev 19"	13" x 18" x 2.25"	19 x 19.5 x 2.25"	MHRADGM19
Chev 20"	14" x 18" x 2.25"	20 x 19.5 x 2.25"	MHRADGM20
Chev 21"	15" x 18" x 2.25"	21 x 19.5 x 2.25"	MHRADGM21
Chev 21.5" Mounting brackets side	21.5" x 23.5" x 2.5"		MHRADGM21.5
Chev 22"	16" x 18" x 2.25"	22 x 19.5 x 2.25"	MHRADGM22
Chev 23"	17" x 18" x 2.25"	23 x 19.5 x 2.25"	MHRADGM23
Chev 24"	18" x 18" x 2.25"	24 x 19.5 x 2.25"	MHRADGM24
Chev 25"	19" x 18" x 2.25"	25 x 19.5 x 2.25"	MHRADGM25
Chev 26"	20" x 18" x 2.25"	26 x 19.5 x 2.25"	MHRADGM26
Chev 27"	21" x 18" x 2.25"	27 x 19.5 x 2.25"	MHRADGM27
Chev 28"	22" x 18" x 2.25"	28 x 19.5 x 2.25"	MHRADGM28
Chev 29"	23" x 18" x 2.25"	29 x 19.5 x 2.25"	MHRADGM29
Chev 30"	24" x 18" x 2.25"	30 x 19.5 x 2.25"	MHRADGM30
Chev 31"	25" x 18" x 2.25"	31 x 19.5 x 2.25"	MHRADGM31
Chev 34"		34 x 19.5 x 2.25"	MHRADGM34

NO MOUNTING BRACKETS, CUSTOM FABRICATION REQUIRED

Radiators need to be earthed for Electrolysis reasons

DIRECT FIT RADIATORS

- Aluminum
- Triple core



MHRADCHRS25



MHRADGM-1

MHRADFMUS-3

CHRYSLER, FORD, CHEV & HOLDEN

Chrysler Dodge Charger 1966-1969, Coronet 1965-69, Dart 1965-66	25" x 23" x 2.5"	MHRADCHRS25
Ford Mustang 67-70 Falcon	21.25" x 21.5" x 2.75"	MHRADFMUS-1
Ford Mustang 67-70 Falcon	20" x 21.5" x 2.75"	MHRADFMUS-2
Ford Mustang 67-70 Falcon	24" x 21.25" x 2.75"	MHRADFMUS-3
Ford Mustang 67-70 Falcon	19" x 21" x 2.0"	MHRADFMUS-5
Chev Camaro 1967-69, Malibu 1968-77, Chevelle 1968-77	33" x 19" x 2.56"	MHRADGM-1
Chev Camaro 1967-69 Firebird	27.5" x 19" x 3.5"	MHRADGM-2
Chev 55	23.5" x 21.5" x 3"	MHRADGM-3
Holden HQ HJ HX HZ WB and LH LX Torana	25" x 14" x 2"	MHRADHOL-1
Holden HQ V8 253 308	24.5" x 14.5" x 2.25"	MHRADHOL-2
Holden HQ -HZ HR HK HT HG 6 CYL 1971-80	21" x 14.5" x 2.25"	MHRADHOL-3
Holden Commodore VT VX 5.7 LS1 w/ 1x oil cooler	W675 x H405 x 52mm thick	MHRADHOL-4
Universal Style 4 x outlets LH & RH top hose, 1.50" LH & RH bottom hose 1.75"	17.7" x 19" x 3"	MHRADUNI-1
Universal Style 4 x outlets LH & RH top hose, 1.50" LH & RH bottom hose 1.75"	24.8" x 20" x 3"	MHRADUNI-2

WITH MOUNTING BRACKETS

Radiators need to be earthed for Electrolysis reasons

RADIATORS

- Aluminum
- Twin core

SILICONE RADIATOR HOSE KITS
PAGE 82



CORE SIZE
(Width x Height x Depth)

OVERALL SIZE
(Width x Height x Depth)

M&H

JDM APPLICATIONS

Honda Civic EG EK	350 x 358 x 42mm		MHRADCIVIC
Honda Civic EG EK - Race Version	350 x 358 x 52mm		MHRADCIVICRACE
EVO 1-3 1989-1995 VR4	675 x 375 x 42mm		MHRADEVO123
EVO 4-6 1996-2001	700 x 375 x 42mm		MHRADEVO4
EVO 7-9 2003-On	690 x 375 x 40mm		MHRADEVO7
Nissan R32 RB25 & RB20 S13 CA18	648 x 380 x 40mm		MHRADR32
Nissan R33 RB25	648 x 400 x 40mm		MHRADR33
Mazda RX7 1 2 3 series	528 x 290 x 56mm		MHRADRXX
Mazda RX7 FC Series 4			MHRADRXX-4
Mazda RX7 FD3S 1993-1996	618 x 313 x 42mm		MHRADRXX7
Mazda RX 1 2 3 Series Large	450 x 370 x 56mm	H400mm (435mm incl cap) x W530 x 72mm	MHRADRXXRACE MHRADRXXRACE-BLK
Mazda RX 1 2 3 Series Radiator Kit Includes Radiator, Fan & Shroud	450 x 370 x 56mm		MHRADRXXRACE-KIT
Nissan S14 S15 1993-On	648 x 360 x 40mm		MHRADS14/5
Toyota Supra JZA80 2JZ-GTE			MHRADSUPRA
Subaru WRX Legacy 1989-2000 Manual	675 x 390 x 42mm		MHRADWRXE
Subaru WRX Legacy 2001-2003 Manual	695 x 340 x 42mm		MHRADWRXL

RADIATOR FAN SHROUDS

Maximize the cooling to your radiator with a CFR Performance radiator fan shroud. Adding a shroud to one of our radiators allows for 100% cooling of the radiator core which allows you to make more horsepower.



TO SUIT FAN SIZE

SIZE

CFR

Single 14" electric fan	16-5/8" x 16-5/8"	CFRHZ-1008-22
Single 14" electric fan	18-5/8" x 16-5/8"	CFRHZ-1008-24
Single 14" electric fan	20-5/8" x 16-5/8"	CFRHZ-1008-26
Dual 10" electric fan	22-5/8" x 18-5/8"	CFRHZ-1009-28B
Single 16" electric fan	25-5/8" x 18-5/8"	CFRHZ-1009-31
Dual 10" electric fan	25-5/8" x 18-5/8"	CFRHZ-1009-31B
Blank Template	25-5/8" x 18-5/8"	CFRHZ-1009H-31
Universal Black EDP finish	3" wide x 20" dia	CFRHZ-9453-PBK
Universal Black EDP finish	5-1/2" wide x 20" dia	CFRHZ-9454-PBK
For Mazda RX- Race size radiators Polished aluminum. Comes with 1800 cfm 14" pull fan.	W445 x H400 x 80mm thick (to back of fan)	MHRADRXX-FAN

RADIATOR MOUNTING BRACKETS

CFR Universal 28" x 19" & 31" x 19" radiator mounting bracket kits are designed to securely hold your universal radiator in place.



DESCRIPTION

SIZE

CFR

Universal Mounting Kit	28" x 19"	CFRHZ-41014
Universal Mounting Kit	31" x 19"	CFRHZ-41016
Angled aluminium - Includes 4 x bolts & washers (pair)	L400 x W50mm	CFRHZ-40045
Flat aluminium - Includes 4 x bolts & washers (pair)	L400 x W100mm	CFRHZ-40046

TIP

Part numbers highlighted Blue will link you to our websites product page for pricing & stock availability.

RADIATOR HOSE KITS

REINFORCED SILICONE

COLOUR SUFFIX*


**SELF
INFUSING
SILICONE
TAPE**

For temporary repair of
Radiator Hoses & Silicone Joiners
1" x 12ft roll.

MHRHREPAIR

APPLICATION	M&H	BLUE	RED	BLACK
Mazda MX5 BP	MHRHMZMX5-BP	B	R	BL
Mazda MX5 B6	MHRHMZMX5-B6	B	R	BL
Mitsubishi Evo 1 2 3	MHRHMEVO123	B	R	BL
Mitsubishi Evo 4 5	MHRHMEVO456	B	R	BL
Mitsubishi Evo 6	MHRHMEVO6	B	R	-
Mitsubishi Evo 7	MHRHMEVO7	B	R	-
Mazda RX7 Series 6 7	MHRHMZR7	B	R	BL
Nissan Pulsar SR20DET N14	MHRHNN14	B	R	-
Nissan Skyline R32 RB20DET 1989-93	MHRHNR32	B	R	BL
Nissan Skyline R33/R34 RB25DET 1993-1998	MHRHNR33	B	R	BL
Nissan Silvia SR20DET S13 S14 S15	MHRHNSILVIA	B	-	BL
Subaru WRX Legacy 89-98 (Version 1-6) Does not fit Foresters	MHRHSEJ20	B	R	BL
Subaru WRX Legacy 99-2006 (Version 7-8) Does not fit Foresters	MHRHSEJ20L	B	R	BL
Holden VN VS 5.0 Ltr V8. Top & bottom.	MHRHVN	B	R	BL
Holden VE LS2 V8 Up to 2008 models. Top & bottom.	MHRHHVE	-	-	BL
Holden VT,VZ, VY, VU,WH, WK LS1 V8. Top & bottom 3 pcs kit	MHRHHVZ	-	-	BL
Holden HQ, HZ, HX, HZ, HT 350 Chev. Top & bottom.	MHRHHHQ	-	-	BL
Ford XW 302W 351W	MHRHFXW	-	-	BL

*NOTE: Please add colour suffix to END of Part # i.e. Blue - MHRHMEVO123**B**

**Mazda MX5 BP****Mazda MX5 B6****Mitsubishi Evo 1-3****Mitsubishi Evo 4/5****Mitsubishi Evo 6
CP9A****Mitsubishi Evo 7
CT9A****Mazda RX7 Series 6/7****Nissan Pulsar
N14 SR20DET****Nissan Skyline
R32 RB20DET****Nissan Skyline
R33/34 RB25DET****Nissan Silvia
S13/14/15 SR20DET****Subaru WRX Legacy
Version 1-6****Subaru WRX Legacy
Version 7-8****Holden VN 5.0L**

ASK US...

Can't find what you're looking for? Let us know! We may be able to source it.
Call: 09 256 1120 | Email: parts@staparts.co.nz



TRS6J-MH



MHWT-1L
MHWT-1LBLK

MRG9133GMH

MRG9130GMH
MRG9130GMH-BLK

MRG9132GMH



MHRAD-20ANBUNG

MHRAD-20AN-38
MHRAD-20AN-45

MHRAD-20AN &
MHRAD-20ANFLANGE

RADIATOR CAPS

Radiator Caps are designed to seal the top of the radiator filler neck to prevent coolant loss, pressurise the cooling system and raise the boiling point of the coolant.

	TRIDON	M&H
13lbs (psi), 90 kpa, 46mm od recovery style for Japanese radiators	TRITRS6J	TRITRS6J-MH
13lbs (psi), 90 kpa, 59mm od recovery style for V8 radiators	TRS6	-
10lbs (psi) 70 kpa recovery style bayonet connection CP1070	TRITRC7	-
14lbs (psi) 95 kpa recovery style bayonet connection CA1495	TRITRS12	-
16lbs (psi) 110 kpa CB16110	TRITRS16J	-
20lbs (psi) 135 kpa CA20135	TRITRS21	-
16lbs (psi) 110 kpa CC16110	TRITRS30	-

RADIATOR CAPS - SAFETY LEVER

13lbs 59mm 90 kpa safety lever action style (replaces TRS6)	TRICA1390L
16lbs 59mm 10 kpa safety lever action style	TRICA16110L
13lbs 46mm 90 kpa safety lever action style (replaces TRS6J)	TRICB1390L

COOLANT OVERFLOW TANKS

Made from stainless steel. Will fit just about anywhere inside the engine compartment.

SIZE	POLISHED MR GASKET	POLISHED CFR	POLISHED M&H	BLACK M&H
2" O.D x 13" Long	MRG9130G	-	MRG9130GMH	MRG9130GMH-BLK
2" O.D x 17" Long	MRG9131G	-	-	-
3" OD x 9" Long	-	-	-	MRG9132GMH
3" O.D x 16" Long	-	-	MRG9133GMH	MRG9133GMH-BLK
Ø89mm x H180mm -4AN bottom threads	-	-	MHWT-1L	MHWT-1LBLK
3" O.D x 8" Long 20oz (600ml) w/ release valve	-	CFRHZ-6084	-	-

RADIATOR ADAPTERS

AN SIZE		M&H
-20	Weld in adaptor male thread for radiators	MHRAD-20AN
-20	Weld in thread female	MHRAD-20ANFLANGE
-20	Thread to 3/4 NPT adaptor for electric water pump	MHRAD-20AN-3/4
-20	Thread to 38mm pipe	MHRAD-20AN-38
-20	Thread to 45mm pipe	MHRAD-20AN-45
-20	Blanking Plug with weld in female thread	MHRAD-20ANBUNG

WATER NECKS & HOSE FILLER



	BRAND	PART NO.
1. Chev SB/BB Water Neck/Manifold Filler 90 deg Aluminum	PRW USA	PRW5292200 (As-cast)
2. Inline Universal Radiator Hose Filler, 1.50"/1.50" male hose barb Aluminum	PRW USA	PRW5292202 (As-cast) PRW5292272 (Black)
3. Chev, Bolt-on Billet Aluminum Filler Neck	Moroso	MOR63466
4. Chev SB/BB and 90 deg V6 Chev intake manifolds Extended filler neck. Drag racing and Street Performance use	Moroso	MOR63467
5. Water neck / Thermostat housing Chev V8 SB/BB straight up aluminium. Includes bolts & o ring	CFR Performance	CFRHZ-6002-POL (Polished)
6. Water neck / Thermostat housing Chev V8 SB/BB 45 deg aluminium. Includes bolts & o ring.	CFR Performance	CFRHZ-6003-PBK (Black EDP)
7. Water neck / Thermostat housing Chev V8 SB/BB 90 deg swivel aluminium. Includes bolts & o-ring	CFR Performance	CFRHZ-6014-POL (Polished) CFRHZ-6014-PBK (Black)
8. Water neck Holden / Chev LS V8 30 deg swivel aluminium 75mm centre to centre off bolt holes, 58mm thermostat recess. tang relief approx	CFR Performance	CFRHZ-6145-C (Polished)
9. Water neck Holden 253ci, 308ci V8 45 deg cast single heater outlet. Includes o'ring, gasket & bolts	M&H	MHWN-HOLDEN-1 (Chromed) MHWN-HOLDEN-1BK (Black)
10. Water neck Holden 253ci, 308ci V8 45 deg cast dual heater outlet. Includes o'ring gasket & bolts.	M&H	MHWN-HOLDEN-2 (Chromed) MHWN-HOLDEN-2BLK (Black)
Water neck Holden V8 15 deg swivel Suit 40mm upper hose	M&H	MHWN-HOLDENV8 (Black anodized)
Water neck Chev / Holden LS Includes thermostat & -12an weld on	M&H	MHWN-LS-12AN
11. Water neck Chev / Holden LS V8 upto 2007 straight, 79mm centre to centre off bolt holes, 60mm thermostat recess. tang relief approx. 3mm from bolt hole	PRW USA	PRW5234610 (Billet aluminium)
Water neck Chev / Holden LS V8 2008-on straight, 75mm centre to centre off bolt holes, 58mm thermostat recess. tang relief approx. 13.5mm from bolt hole	PRW USA	PRW5234613 (Billet aluminium)
12. Water neck Chev V8 SB, BB straight	Mr Gasket M&H	MRG2660 (Chrome) MRG2660MH (Chrome)
Water neck Chev V8 SB, BB angle	Mr Gasket M&H	MRG2661 (Chrome) MRG2661BK-MH (Black)
13. Water neck / Thermostat housing Chev V8 SB/BB 45 degr swivel aluminium Includes bolts & o-ring	Mr Gasket M&H	MRG9141G (Polished) MRG9141GMH (Polished)
14. Water neck / Thermostat housing Chev V8 SB/BB 15 deg swivel aluminium suits 40mm upper hose Includes bolts & o-ring.	M&H M&H	MRG9142GMH (Silver cast finish) MRG9142GMH-BLK (Black)
15. Water neck Ford 289ci 302ci 5.0L 351ci 5.8L SB Windsor 45 deg	Mr Gasket M&H M&H	MRG2662 (Chrome) MRG2662MH (Cast alloy chromed) MRG2662MH-BLK (Black anodized)
16. Water neck Ford 302ci, 4.9L, 351ci, 5.8L Cleveland V8 straight	Mr Gasket	MRG2663 (Chrome)
17. Water neck Ford 429, 460 BB 90 deg	Mr Gasket	MRG2664 (Chrome)
18. Water neck Ford 302ci, 4.9L, 351ci, 5.8L Cleveland V8 90 deg swivel. Suit 1.25" upper hose	M&H	MHWN-FORDCLEVELANDV8 (Black anodized)
19. Water neck Ford 289ci, 302ci, 5.0L, 351ci, 5.8L Windsor 1979-95 90 deg	Mr Gasket	MRG9713
20. Water neck Mopar Chrysler All, Chev V8 SB/BB straight	PRW USA	PRW5244093 (Chrome)
21. Water neck Pontiac V8 SB, BB 1976-81	Mr Gasket	MRG2667 (Chrome)

ASK US...

Can't find what you're looking for? Let us know! We may be able to source it.
Call: 09 256 1120 | Email: parts@staparts.co.nz



INLINE WATER TEMPERATURE ADAPTERS

These inline hose adapters provides an easy way to install the water temperature sensor. Made from aluminum. 1/8" thread.

DIAMETER	SHADOW	DIAMETER	SHADOW
30mm w/ 1/8" thread	MHWT-30	36mm w/ 1/8" thread	MHWT-36
32mm w/ 1/8" thread	MHWT-32	38mm w/ 1/8" thread	MHWT-38
34mm w/ 1/8" thread	MHWT-34	40mm w/ 1/8" thread	MHWT-40

Note: Factory hoses need to be cut



WELD-ON RADIATOR NECKS

SIZE	I.D	O.D		M&H
Small	31.3mm	43.4mm	Takes small cap, not included.	MHRADNECK-S
Large	40mm	56mm	Takes large cap, not included.	MHRADNECK-L

TIP

Part numbers highlighted Blue will link you to our websites product page for pricing & stock availability.



ENGINE OIL COOLER KITS UNIVERSAL

Kits Include:
2 1600mm braided line
1 piece oil adapter (M20 & 3/4 thread),
2 -10AN fittings

NO. OF ROWS	BLUE M&H	BLACK M&H
10 Row	MHOC-10KIT	MHOC-10KIT-BLK
15 Row	MHOC-15KIT	MHOC-15KIT-BLK



ENGINE OIL COOLER RELOCATION KITS UNIVERSAL

Kits Include:
1 1600mm braided line, 1 1400mm braided line, 1 1200mm braided line
2 piece oil adapters (M20 & 3/4 thread),
4 -10AN fittings

NO. OF ROWS	INLET SIZE	BLUE M&H	BLACK M&H
10 Row	-10AN Male	MHOC-10RELO	MHOC-10RELO-BLK



HIGH FLOW ENGINE OIL COOLER MAZDA RX EARLY SERIES

Kits Include:
1 High Flow Oil Cooler
1 -10AN 90 degree swivel hose end
3 -10AN straight hose end
3 -10AN to M16 x 1.5 metric alloy adapter
1 -10AN to M18 x 1.5 metric alloy adapter
3ft -10AN braided hose



	CORE DIMENSIONS (Width x Height x Depth)	OVERALL (Width x Height x Depth)	M&H
Polished Kit	500 x 110 x 52mm	580 x 110 x 52mm	MHOC-RX-KIT-POL
Black Kit	500 x 110 x 52mm	580 x 110 x 52mm	MHOC-RX-KIT-BLK
Cooler (Seperate)			
<i>Internal baffle. Mounting threads at each end.</i>			
Polished	500 x 110 x 52mm	580 x 110 x 52mm	MHOC-RX
Black	500 x 110 x 52mm	580 x 110 x 52mm	MHOC-RX-BLK



MAZDA ROTARY ACCESSORIES

ELECTRIC WATER PUMP ADAPTOR For 12a 13b 20b engines 2 or 3 bolt with -16an fittings M12 sender unit thread size. See MHMAZ-SMB for required alternator side mount bracket.	MHMAZ-EWA
OIL FILLER TUBE W/ CAP Has -1/2" thread for oil breather on the side. Made from alloy. Pushes into the block. Black anodized finish.	MHMAZ-OILFILL
ALTERNATOR SIDE MOUNT BRACKET For 12a 13b 20b using early timing covers, not FD. Comes w/ all bolts to mount.	MHMAZ-SMB
GILMER BELT HTD DRIVE KIT Mazda 12A 13B early models 15mm alt shaft.	MHGBKMZ13B
V PULLEY SET Early 12a 13b engines. Double groove made from alloy, 17mm ALT 3pc. Will not suit later Series 6 & 7 engines.	MHMAZ-V-PULL
MULTI RIB PULLEY SET Early 12a 13b engines, made from alloy, 17mm ALT 3pc. Will not suit later Series 6 & 7 engines. Good for high HP engines.	MHMAZ-M-PULL
GILMER BELT DRIVE POWER STEERING PULLEY For FC to fit our kits	MHGBKMZ13B-P

ASK US...

Can't find what you're looking for? Let us know! We may be able to source it.
Call: 09 256 1120 | Email: parts@staparts.co.nz



ENGINE OIL COOLERS
UNIVERSAL

NO. OF ROWS	INLET SIZE	CORE DIMENSIONS (Width x Height x Depth)	BLACK M&H
10 Row	-10AN Male	300 x 135 x 50mm	MHOC-10
15 Row	-10AN Male	300 x 210 x 50mm	MHOC-15



STACKED PLATE FLUID COOLERS

- Most efficient heat-exchange available, built-in high-flow turbulators
- Sturdy furnace-brazed aluminum construction tested to 250psi
- -10AN / 7/8"-14 O-ring cooler inlets & 4 integrated mounting points
- Recommended for Engine, Transmission, Power Steering, Differential and Fuel



NO. OF ROWS	INLET SIZE	CORE DIMENSIONS (Width x Height x Depth)	BLACK DERALE	BLACK M&H
10 Row	-10AN Male	330 x 70mm x 2"	US51010	US51010MH
16 Row	-10AN Male	330 x 115mm x 2"	US51610	US51610MH
19 Row	-10AN Male	330 x 140mm x 2"	US51910	US51910MH
25 Row	-10AN Male	330 x 182mm x 2"	US52510	US52510MH
30 Row	-10AN Male	330 x 220mm x 2"	US53010	US53010MH
34 Row	-10AN Male	330 x 290mm x 2"	US53410	-

NOTE: Add +28mm for -10AN fitting on top.

MOUNTING BRACKETS

DESCRIPTION	DERALE
4 mounting brackets (Black powdercoat finish)	US50020

TEMP-A-CURE OIL COOLER



Tow vehicles, motor homes, passenger cars and even motorcycles can realize extended engine and/or transmission efficiency and life with an Earl's TEMP-A-CURE oil cooler. Racing cars have always required oil coolers. This type of cooler with its internal turbulator plates and dense air fins provides maximum liquid side and air side surface area. The large collector tanks ensure minimum flow restriction.

- Manufactured in the U.S.A. using the latest vacuum brazing technology
- Internal turbulator plates increase both thermal efficiency and mechanical strength resulting in the most efficient, smallest practical package
- Inlet and outlet fittings O-ring female bosses -10 AN port (7/8-14)
- Every cooler is pressure checked to 175 psi.



CORE	INLET SIZE	CORE DIMENSIONS (Width x Height x Depth)	EARLS
10 Row	-10AN Female	8-1/4" wide x 3" high x 2" thick	EARLS21000A

TUBE & FIN ENGINE OIL COOLERS



Featuring a free-flowing 16 or 8 pass cooler with embossed turbulators inside 1/2" copper tubing and aluminum cooling fins, this cooler comes complete with -8AN inlet and outlet and -8AN x 1/2" brass hose barbs.

- Prevents heat related engine and transmission failures
- 1/2" copper tubing expanded into formed aluminum cooling fins
- Extruded plastic cooling fin guards
- -8AN inlets



CORE	INLET SIZE	CORE DIMENSIONS (Width x Height x Depth)	DERALE
16 pass	-8AN Male	15 3/4" x 11 1/2" x 5"	US15300
8 pass	-8AN Male	15 3/4" x 11 1/2" x 4"	US15320



TRANSMISSION COOLER KITS

SERIES 7000 TUBE & FIN

- Extends transmission service life by preventing heat-related component failure & fluid breakdown
- 11/32" hose barb inlets
- Embossed turbulators in each tube agitate fluid for maximum heat transfer
- -6AN male cooler fittings
- Extruded plastic cooling fin guards

Hardware Kit Includes:

- High pressure/high temperature hose
- Insta-Dapt radiator adapter with two mounting hardware options - plastic rod & rigid mount system
- Installation instructions

SIZE

12-1/2" x 17" x 3/4" Hardware Kit included

DERALE

US13105



DYNO-COOL SERIES 6000

This universal all-aluminum transmission cooler is perfect for today's smaller, highly-stressed sub-compact and compact car automatic transmissions. Featuring embossed turbulators inserted into full 1/2" tubing to agitate fluid and louvered cooling fins, it extends transmission life by helping to prevent heat-related transmission failures while improving shift performance.

- Prevents heat related transmission failures
- Improves transmission performance
- Embossed turbulators inserted in each tube agitate fluid for maximum heat transfer
- 4 pass cooler design
- 1/2" alloy tubing expanded into formed aluminum cooling fins

SIZE

5" x 13" x 3/4 - Suit 11/32 hose barbs

DERALE

US12901

M&H

US12901MH

7-1/2" x 15-1/4" x 3/4 11/32 hose barbs

US12903

US12903MH

10" x 15-1/4" x 3/4 11/32 hose barbs

US12904

US12904MH

AUTOMATIC TRANSMISSION COOLERS

FINNED ALUMINUM DUAL PASS

SIZE

12" long 1/4 npt thread w/ 2 x 3/8 barb hose ends

POLISHED M&H

MHOC-AT12

BLACK M&H

MHOC-AT12-BLK

15" long 1/4 npt thread w/ 2 x 3/8 barb hose ends

MHOC-AT15

MHOC-AT15-BLK

20" long 1/4 npt thread w/ 2 x 3/8 barb hose ends

MHOC-AT20

MHOC-AT20-BLK

22" long 1/4 npt thread w/ 2 x 3/8 barb hose ends

MHOC-AT22

MHOC-AT22-BLK

TRANSMISSION FITTINGS

AN SIZE

-6AN Male to 1/4" NPSM Transmission TH350 TH400 TH700R (pair)

RUSSELL

E640520

-8AN Male to 1/4" NPSM Transmission TH350 TH400 TH700R (pair)

E640530

INTERCOOLERS

FRONT MOUNT TUBE & FIN CORE

SIZE

450 x 30 x 75

3" inlets, Universal

M&H

MHIC450STD

450 x 160 x 68

2.5" inlets

MHIC460STD

600 x 300 x 76

3" inlets

MHIC600STD

Ford Ranger PX1 PX2 Kit

Core 670 x 260 x 76 (mm)
Contains x1 Intercooler, x1 Turbo to cooler hose and x1 Cooler to intake hose.

MHICFPX1

Ford Ranger PX1 PX2 Hose

Bottom turbo to intercooler hose &
Top intercooler to intake hose. Black silicone.

MHICFPX1HOSE

ASK US...

Can't find what you're looking for? Let us know! We may be able to source it.
Call: 09 256 1120 | Email: parts@staparts.co.nz



MHOCCR-.75L-BLK



MHOCC



MHOCCS-1L



MHOCCS-1.5L



MHOCCS-3L



MHOCCS-1L-BLK



MHOCCS-1.5L-BLK



MHOCC-2L-FITTING



MHOCC-2L



RCI7040D



MHWT-1.5L



MHWT-2L



MHWT-1L



OIL CATCH CANS

M&H Oil catch cans collect oil, moisture and blow-by gases that cause carbon and sludge build up in the intake system and engine to keep them clean even under the hardest driving conditions.



MHOCCR-1L

MHOCCR-1L-BLK

MHOCC-.5L

ALUMINUM

SIZE		DIMENSIONS	POLISHED M&H	BLACK M&H
.5 Litre Round	Two pipe	Ø90 x H150mm	MHOCC-.5L	-
.5 Litre Round	2x 10mm pipe w/10mm breather	Ø75 x H205mm	MHOCC-.5L-B	-
.750 Litre Round	1x 1/2 NPT female port fitting	Ø80 x H290mm Including filter	-	MHOCCR-.75L-BLK
1 Litre Square	Two pipe.	W80 x D65 x H210mm Including cap	MHOCC	MHOCC-BLK
1 Litre Square	2x -10AN on side 1x -10AN drain	W80 x H160mm Not including breather	MHOCCS-1L	MHOCCS-1L-BLK
1 Litre Round	2x -10AN w/ breather Baffled.	Ø80 x H250mm Including filter	MHOCCR-1L	MHOCCR-1L-BLK
1.5 Litre Square	2x -10AN on side 1x -10AN drain	W110 x D110 x H160mm	MHOCCS-1.5L	MHOCCS-1.5L-BLK
2 Litre Round	Two pipe w/ breather	Ø120 x H200mm H240mm w/ breather	MHOCC-2L	-
2 Litre Round	2x -8AN top 1x -6AN bottom w/25mm pipe on top	Ø90 x H230mm	MHOCC-2L-FITTING	-
3 Litre Square	2x -10AN on side 1x -10AN drain	W120 x H210 x D120mm	MHOCCS-3L	MHOCCS-3L-BLK

POLYETHYLENE

SIZE			BLACK RCI
.946 Litre (1qt) Round	Made from a light yet durable polyethylene		RCI7040D

WATER TANKS

SIZE		DIMENSIONS	POLISHED M&H	BLACK M&H
.5 Litre Round	Four pipe	Ø55 x H170mm Including cap	MHWT-.5L	-
1 Litre Round	-4an bottom threads	Ø89 x H180mm Including cap	MHWT-1L	MHWT-1L-BLK
1.5 Litre Square	-4an bottom threads	W150 x L170 x H40-115mm	MHWT-1.5L	MHWT-1.5L-BLK
2 Litre Round	Two pipe	Ø90 x H220mm	MHWT-2L	-
2.5 Litre Square	Two pipe	W145 x H195 x D100mm	MHWT-2.5L	-

POWER STEERING TANKS

APPLICATION		POLISHED M&H	BLACK M&H
Holden LS	1x -6an 1x -8an female threads	MHPS-LS	MHPS-LS-BLK



MHO POT

MHOC-ADAPTOR



MHO POT-13/16

ADAPTOR-CHEV



MRG1270

ADAPTOR-LS

ADAPTOR-LS-1



MOR23692

MHOC-ADAPTOR-LS-EXT



MRG1272

MRG1270



EARLS 1178

EARLS 1179



US35747

EARLS 1579



MHOC-RELOCAT



MOR23763

MOR23764



EARLS 2077

EARLS 2188

OIL FILTER ADAPTERS & MOUNTS

	BRAND	PART NO.
OIL FILTER ADAPTERS		
Oil filter adapter for oil temperature and press sensors M20 & 3/4 thread, 4x 1/8 ports	M&H	MHO POT
Oil cooler adaptor plate 13/16 unf 1/2 ports gauge x2 -10AN	M&H	MHO POT-13/16
Oil cooler sandwich plate M20 & 3/4 thread, 2x -10AN fittings	M&H	MHOC-ADAPTOR
Oil filter adapter For Chev oil filter 13/16 thread	M&H	MHOC-ADAPTOR-CHEV
Oil cooler sandwich plate For Chev/Holden LS engines, Late Ford applications M22 x 1.5 thread (use -10AN hose fittings)	Moroso	MOR23699
Oil cooler sandwich plate For Chev LS (use -10AN hose fittings)	M&H	MHOC-ADAPTOR-LS
Oil cooler sandwich plate For Chev LSX (use -10AN hose fittings)	M&H	MHOC-ADAPTOR-LS-1
Oil cooler sandwich plate adapter spacer Chev / Holden VT-VZ LS. To help clear the block when using an oil cooler adaptor.	M&H	MHOC-ADAPTOR-LS-EXT
Oil cooler sandwich plate For Chev SB BB Mark IV 13/16 thread (use 1/2" NPT fittings)	Moroso	MOR23692
Oil filter adapter & relief valve. For Chev SB BB V8 & V6. Suit screw on style oil filters. (Same as GM3952301)	Pioneer Mr. Gasket	PIO839049 MRG1272
Oil filter adapter from canister style to spin on. For Chev SB BB V8. (Must use with the original by-pass relief valve assembly underneath to seal)	Mr. Gasket	MRG1270
Remote oil filter adapter Most Ford, Chrysler, Toyota, Nissan & VW vehicles with spin-on filter, 1/2 NPT female thread	Earls	EARLS1178
Remote oil filter 90 degree adapter 3/4-16 thread & 2-3/4" diameter o'ring seal. Most Ford, Chrysler, Toyota, Nissan & VW vehicles with spin-on filter. Use with -10an O-Ring orb adapters.	Earls	EARLS1179
Remote oil filter adaptor 90 degree M22 thread	Canton	CANTON22-598
Remote oil filter adaptor Chev SB 1968-2000 & BB 1968-1990 V8 Use with -10an O-Ring orb adapters.	Earls	EARLS1579
Oil filter relocater adaptor Chev SB & BB Mark IV 13/16 thread (use 1/2" NPT fittings)	Moroso	MOR23770
Oil filter relocation adaptor M18, M20, M22, 13/16 & 3/4 threads 2 x -10AN female threads. Black powdercoated aluminium	Derale	US35747
Oil filter relocation adaptors M20 & 3/4 threads, 4x -10AN fittings	M&H	MHOC-RELOCAT
OIL FILTER MOUNTS		
Oil filter remote mount 2x -12AN inlets, 1x -12AN & 2x 1/4 npt outlets. Side port style.	Moroso	MOR23763
Oil filter remote mount kit 3x thread options 13/16", 3/4" & M22 x 1.5 threads, 3x -12AN ports, 2x 1/4" sender port, 4x -12AN 90 degree hose fittings with 3x feet of braided black hose. Can use KNHP-3002, KNPS-3001 or PS-1017 oil filters	M&H	MHOC-RELOCAT-HP
Oil filter remote mount 2x -12AN inlets, 1x -12AN & 2x 1/4 npt outlets. Front port style	Moroso	MOR23764
Oil filter remote mount 2x -10AN inlets, 2x -10AN outlets. Side entry & exit, 1x 1/8 npt gauge port, 3/4-16 thread. Suit HP-3001, PS-3001, PH8A, M-6731-FL1A or HP1 oil filters	Earls	EARLS2077ERL
Oil filter remote mount 2x -10AN inlets side entry, 1x -10AN outlet top entry, 1x 1/8 npt gauge port, 13/16 thread. Suit HP-3002, PS-3002, PH5 or HP4 oil filters.	Earls	EARLS2188ERL

HIGH PERFORMANCE OIL FILTERS

FORD PERFORMANCE



M-6731-FL1A

- Heavy gauge base and canister for higher burst strength and impulse fatigue resistance
- High quality silicone anti-drain back valve
- Non-stick sealing gasket for ease of installation and removal
- Long life with standard and synthetic motor oils
- Up to 50% more filtering capacity than standard filters
- Improved filtering efficiency

THREAD	APPLICATION	EQUIVALENT	FORD
M22 x 1.5	Ford Falcon Mustang Fits 3.7L, 4.0L, 4.6L-5.4L 2V/3V/4V, and 5.0L TiVCT	Z516, FL820S	M-6731-FL820
3/4-16unf	Ford/Chrysler	Z9, HP1 PH8A	M-6731-FL1A
1-1/2 16unf	Ford	Z642, FL784	M-6731-FL784

K&N FILTERS

K&N® oil filters are designed to meet or exceed OEM requirements, and are rigorously tested for efficiency, capacity, and burst strength. Durable construction, high-flow filter media. K&N oil filters a top-quality choice for performance-minded drivers.



KNHP-2010

Wrench-Off Design
KNHP-3001



Pro Series
KNPS-1002

THREAD	APPLICATION	EQUIVALENT	WRENCH-OFF® DESIGN	PRO SERIES
3/4-16unf	Toyota 1RZ-E, 1RZ-FE, 2RZ-E, 2TZ-FE, 1MZ-FE, 2MZ-FE, 3RZ-FE, 5VZ-FE	Z418, 90915-20002, AOF491, C111J	KNHP-1002	KNPS-1002
3/4-16unf	Toyota Nissan	Z386, Z158	KNHP-1003	KNPS-1003
M20 x 1.5	Ford Holden Honda Hyundai Kia Mazda Mitsubishi Subaru	Z79X	KNHP-1004	KNPS-1004
13/16-16	Holden, Chev LS1, LS6	Z160 51042	KNHP-1007	KNPS-1007
M20 x 1.5	Toyota Nissan	Z436	-	KNPS-1008
M20 x 1.5 3/4-16unf	Honda Mazda Mitsubishi Subaru	Z411, Z426, Z547	KNHP-1010	KNPS-1010
M22 x 1.5	Holden, Chev LS2 V8 VE-VF Commodore 2006-on	Z663	KNHP-1017	KNPS-1017
13/16-16unf	Chev V8 short	Z40	KNHP-2002	KNPS-2002
13/16-16	Holden L6 V8 Jeep long	Z30	KNHP-2003	-
3/4-16unf	Ford short	Z10	KNHP-2004	KNPS-2004
M22 x 1.5	Ford Falcon Mustang Fits 3.7L, 4.0L, 4.6L-5.4L 2V/3V/4V, and 5.0L TiVCT	Z516, FL820S	KNHP-2010	-
3/4-16unf	Ford/Chrysler	Z9, HP1 PH8A	KNHP-3001	KNPS-3001
13/16-16	Chev V8 long	Z24, Z139	KNHP-3002	KNPS-3002
1-1/2-12unf-2B		HP6, 51222	KNHP-5001	-

BREATHER FILTERS



Top: Polished
Filter: Red, Blue or Chrome
Height: 58mm
Fits Hole Size: 12mm
Flange Style: Clamp-On

MHOB12RD
MHOB12BL
MHOB12CH



Top: Polished
Filter: Red, Blue or Chrome
Height: 58mm
Fits Hole Size: 25mm
Flange Style: Clamp-On

MHOB25BL
MHOB25BLK
MHOB25CH
MHOB25RD



Top: Polished
Filter: Silver or Black
Height: 3.4"
Fits Hole Size: 35mm
Flange Style: Clamp-On

MRG2181
MRG2181MH
MRG2181MH-BLK (Black)



Top: Polished
Filter: Stainless mesh
Height: 3.5"
Fits Hole Size: -12AN
Flange Style: Clamp-On

MHOB-12AN



Top: Chromed metal
Height: 2.87"
Fits Hole Size: 1.25" (1-1/4")
Flange Style: Push-in

E4420



Top: Chrome plated steel
Height: 3-1/8"
Fits Hole Size: 1.22"
Flange Style: Push-in

MRG2049



Top: Polished w/ PCV Tail
Height: 1.75"
Fits Hole Size: 1.25" (1-1/4")
Flange Style: Push-in

CFRHZ-6112-POL



Top: Polished w/ PCV Tail
Height:
Fits Hole Size: 1.25" (1-1/4")
Flange Style: Push-in

MRG2054



Top: Black
Height: 1.75"
Fits Hole Size: 1.25" (1-1/4")
Flange Style: Push-in

E42133



Top: Black OR Chrome
Height: 1.75"
Fits Hole Size: 1.25" (1-1/4")
Flange Style: Push-in

M-6766-C302 (Black)
M-6766-B302 (Chrome)



Top: Black w/ PCV Tail
Height: 1.75"
Fits Hole Size: 1.25" (1-1/4")
Flange Style: Push-in

CFRHZ-6100-PBK



Top: Black OR Polished
Height: 1.75"
Fits Hole Size: 1.25" (1-1/4")
Flange Style: Push-in

CFRHZ-6101-PBK (Black)
CFRHZ-6101-POL (Polished)



Top: Black
Height: 1.75"
Fits Hole Size: 1.25" (1-1/4")
Flange Style: Push-in

E4403



Top: Black w/ PCV Tail
Height: 1.75"
Fits Hole Size: 1.25" (1-1/4")
Flange Style: Push-in

E4413



Top: Polished
Height: 1.75"
Fits Hole Size: 1.25" (1-1/4")
Flange Style: Push-in

E4213



Top: Polished
Height: 1.75"
Fits Hole Size: 1.25" (1-1/4")
Flange Style: Push-in

E4213MH



Top: Chrome
Height: 1.75"
Fits Hole Size: 1.25" (1-1/4")
Flange Style: Push-in

E4405



Top: Polished w/ PCV Tail
Height: 2.50"
Fits Hole Size: 1.25" (1-1/4")
Flange Style: Push-in

E4407



Top: Chrome plated steel
Height: 2 1/8"
Fits Hole Size: 1.25" (1-1/4")
Flange Style: Push-in

MRG9810



Top: Chrome plated steel
Height: 1.65"
Fits Hole Size: 3/4"
Flange Style: Push-in

MRG2057

ASK US...

Can't find what you're looking for? Let us know! We may be able to source it.
 Call: 09 256 1120 | Email: parts@staparts.co.nz

BREATHER FILTERS



Colour: Polished
 Height: 2-1/2"
 Fits Hole Size: 1.25" (1-1/4")
 Flange Style: Push-in

E4204



Colour: Endurashine finish
 Height: 2-1/2"
 Fits Hole Size: 1.25" (1-1/4")
 Flange Style: Push-in

E42044



Colour: Polished
 Height: 1.80"
 Fits Hole Size: 1.25" (1-1/4")
 Flange Style: Push-in

MRG9116GMH



Colour: Polished w/ PCV Tail
 Height: 1.80"
 Fits Hole Size: 1.25" (1-1/4")
 Flange Style: Push-in

MRG9119GMH



Colour: Polished
 Height: 1.75"
 Fits Hole Size: 1.25" (1-1/4")
 Flange Style: Twist-On

M-6766-A302



Colour: Polished
 Height: 1.65"
 Fits Hole Size: 1.25" (1-1/4")
 Flange Style: Twist-On

MRG2069



Colour: Polished
 Height: 4.00"
 Flange Style: Bolt-On

E4202



Colour: Polished
 Height: 4.00"
 Flange Style: Bolt-On

E4203



Colour: Chrome top
 Height: 1-1/2"
 Barb: 3/8" (9.75mm)
 Flange Style: Push-in

KN62-1090



Colour: Chrome top
 Height: 1-1/2"
 Barb: 1/2" (13mm)
 Flange Style: Push-in

KN62-1100



Colour: Chrome top
 Height: 1-1/2"
 Fits Hole Size: 1/2" (13mm)
 Flange Style: Clamp-on

KN62-1330



Colour: Chrome top
 Height: 1-1/2"
 Fits Hole Size: 3/4" (19mm)
 Flange Style: Clamp-on

KN62-1360



Colour: Chrome top
 Height: 2-1/2"
 Fits Hole Size: 1-1/4" (32mm)
 Flange Style: Clamp-on

KN62-1390



Colour: Chrome top
 Height: 2-1/2"
 Fits Hole Size: 1-1/2" (38mm)
 Flange Style: Clamp-on

KN62-1460



Colour: Chrome top
 Height: 2-1/2"
 Fits Hole Size: 1-3/4" (44mm)
 Flange Style: Clamp-on

KN62-1480



Colour: Chrome top
 Height: 2-1/2"
 Fits Hole Size: 1-1/4" (32mm)
 Flange Style: Push-in

KN62-1490



Colour: Chrome top w/ shield
 Height: 2-1/2"
 Fits Hole Size: 1-3/8" (35mm)
 Flange Style: Clamp-on

KN62-1513




Colour: Chrome top w/ shield
 Height: 2-1/2"
 Fits Hole Size: 1-1/4" (32mm)
 Flange Style: Push-in

KN62-1516

TIP

Part numbers highlighted Blue will link you to our websites product page for pricing & stock availability.

UNIVERSAL POD FILTERS



	INLET DIA	HEIGHT	BASE OUTSIDE DIA	TOP OUTSIDE DIA	TOP STYLE / MATERIAL	FILTER COLOUR / MATERIAL	BRAND	PART NO.
A	2.5"	4.5"	5.25"	3.5"	Metal Chrome	Red / Washable Cotton Gauze	K&N	KNRC-9420
B	6.0"	4.0"	7.5"	5.125"	Metal Chrome	Red / Washable Cotton Gauze	K&N	KNRF-1009
C	4.0"	7.0"	6.5"	4.5"	Metal Chrome	Red / Washable Cotton Gauze	K&N	KNRF-1032
D	4.0"	5.5"	6.0"	4.75"	Inverted Chrome	Blue / Washable Cotton Gauze	K&N	KNRG-1001BL
E	4.0"	5.5"	6.0"	4.75"	Inverted Chrome	Red / Washable Cotton Gauze	K&N	KNRG-1001RD
F	3.0"	5.0"	6.0"	5.25"	Inverted Aluminum	Red / Washable Cotton Gauze	K&N	KNRR-3003
G	4.0"	5.0"	5.375"	4.375"	Black Rubber	Red / Washable Cotton Gauze	K&N	KNRU-2520
H	2.5"	3.75"	4.5"	4.0"	X-Stream / Rubber	Red / Washable Cotton Gauze	K&N	KNRX-4010
I	3.0"-3.5"-4.0"	6.7"	6.0"	5.0"	Inverted Chrome	Black / Washable Cotton Gauze	Edelbrock	E43640
J	3.0"-3.5"-4.0"	6.7"	6.0"	5.0"	Inverted Chrome	Grey / Washable Cotton Gauze	Edelbrock	E43642

AIR FILTER ASSEMBLIES

K&N® AIR CLEANERS

REPLACEMENT ELEMENTS PAGE 83



7" x 3" Round
Suit 5-1/8 carb flange
Overall height: 2.75"

[KN60-1290](#)



9" x 2-7/8" Round
Suit 5-1/8 carb flange
Chrome with red element
Overall height: 3.3/8"
Flat Base

[KN60-1120](#)



11" x 2-1/8" Round
Suit 5-1/8 carb flange
Chrome with red element
Overall height: 3.12"
Flat Base

[KN60-1170](#)



11" x 5" Round
Suit 5-1/8 carb flange
Chrome with red element
Overall height: 6"
Flat Base

[KN60-1190](#)



14" x 2-5/16" Round
Suit 5-1/8 carb flange
Chrome with red element
Overall height: 3.87"
Flat Base

[KN60-1263](#)



14" x 3" Round
Suit 5-1/8 carb flange
Overall height: 2.75"
Drop Base

[KN60-1280](#)



14" x 4" Round
Suit 5-1/8 carb flange
Overall height: 3.75"
Drop Base

[KN60-1290](#)



14" x 6" Round
Suit 5-1/8" carb flange
Overall height: 5-3/4"
1-1/4" Drop Base

[KN60-1310](#)



9" x 5" Round
Suit 5-1/8 carb flange
Overall height: 10-1/2"
Velocity stack

[KN58-1191](#)



8.875" x 5.250" Oval
Suits Weber 48IDA

[KN56-1210](#) (3.250" high)
[KN56-1220](#) (4.500" high)
[KN56-1230](#) (5.500" high)



14" x 3" Round
XStream Series
Suit 5-1/8" carb flange with
XStream filter top
Washable red element
Overall height: 2-3/4"
1-1/4" Drop Base

[KN66-3040](#)



14" x 4" Round
XStream Series
Suit 5-1/8" carb flange with
XStream filter top
Washable red element
Overall height: 3-3/4"
1-1/4" Drop Base

[KN66-3060](#)



14" x 5" Round
XStream Series
Suit 5-1/8" carb flange with
XStream filter top
Washable red element
Overall height: 4-3/4"
1-1/4" Drop Base

[KN66-3070](#)

EDELBROCK AIR CLEANERS



14 x 3" Round
 Racing Series
 Black powder-coated alloy
 top with red element
 Overall height: 3.13"
 Drop Base

E41663



11-7/8" x 8-1/4" x 2.4" Oval
 Victor Series
 Black powder-coated alloy
 top with red element
 Overall height: 3.75"
 Flat Base

E42203



14 x 3" Round
 Victor Series
 Black powder-coated alloy
 top with red element
 Overall height: 3"
 Drop Base

E41613




14 x 3" Round
 Pro-Flo Series
 Black aluminum with paper
 element. Fits all Edelbrock &
 Q-jet carbs. 3-3/8" deeper
 flange. Drop Base

E1223



14" x 3" Round
 Classic Series
 Black powder-coated
 with red element
 Overall height: 3.90"
 Flat Base

E41173



14" x 3" Round
 Pro-Flo Series
 Black with black rewashable
 element and breathable lid.
 Overall height: 3-3/4"
 Drop Base

E43662



3" Low Profile Triangle
 Pro-Flo 1000 Series
 5-1/8" neck
 Chrome steel mesh with
 reusable foam element
 Overall height: 3"
 Raised Base

E1002



3" Low Profile Triangle
 Pro-Flo 1000 Series
 5-1/8" neck
 Black powder-coated mesh
 with reusable foam element
 Overall height: 3"
 Raised Base

E10023



13-5/8" x 7-3/16" Oval
 Elite II Series
 For Dual-quads
 2-1/2" washable element
 Overall height: 3-1/2"
 Raised Base

E4272



13-5/8" x 7-3/16" Oval
 Elite II Series
 For Single carb
 2-1/2" washable element
 Overall height: 3-1/2"
 Raised Base

E4273



14" x 3" Round
 Elite II Series
 3" washable element
 Overall height: 3.125"
 Drop Base

E4266



4.65" Round
 Suit 2-5/8" neck carbs
 Chrome with paper element
 Overall height: 3 1/8"
 Raised Base

E1202



14" x 3" Round
 Pro-Flo Series
 Chrome with paper element
 Overall height: 3.31"
 Drop Base

E1207



10" x 2" Round
 Pro-Flo Series
 Chrome with paper element
 Overall height: 3.5"
 Raised Base

E1208



6" x 2" Round
 Pro-Flo Series
 5-1/8" base (3-5/8")
 Chrome with paper element
 Raised Base

E1209



14" x 3" Round
 Pro-Flo Series
 Fits all Edelbrock & Q-jet
 carbs. Chrome with paper
 element
 3-3/8" deeper flange.
 Overall height: 3.75"
 Drop Base

E1221

Continued...

FORD PERFORMANCE AIR CLEANERS



13-1/2" x 7" Oval
For Dual-quads
6-7/16" carb center-to-center 2-1/2" Chrome with washable element
Overall height: 3-1/2"
Raised Base

E1235



15" x 8 1/4" Oval
Classic Series
Polished aluminum with red washable element
Overall height: 3.90"
Flat Base

E4115



For single 4V carbs
Die-cast aluminum lid with stamped steel base
Black satin with Cobra logo
Overall height is 2.5"

SVOM-9600-C302

M&H AIR CLEANERS



6" x 2" Round
Chrome with paper element
Overall height: 3-5/8"
Raised Base

MRG4346MH



6" x 2" Round
Chrome with paper element
Overall height: 3-5/8"
Raised Base

E1209MH



10" x 2" Round
Chrome with paper element
Overall height: 3-1/2"
Flat Base

E1208MH



10" x 2" Round
Chrome with paper element
Overall height: 3-1/2"

MRG9798MH



14 x 3" Round
Alloy with paper element
Flat base

MRG9790MH



14 x 2" Round
Alloy with paper element
Flat base

MRG9795MH



14" x 3" Round
Black with black washable element
Overall height: 3-3/4"
Drop Base

E43662MH



14" x 3" Round
Black with black washable element
Overall height: 3-3/4"
Flat Base

E43663MH



14" x 3" Round
Chrome with washable oiled cotton element
Overall height: 3-5/16"
Flat Base

E1206-MH



14" x 3" Round
Chrome with black washable element
Overall height: 3-3/4"
Drop Base

E43660MH



14" x 4" Round
Chrome with paper element
Drop Base

MRG9700MH



12" x 8-1/4" Oval
Finned polished alloy with paper element
Flat Base

MRG9156GMH



15" x 8-1/4" Oval
Finned polished alloy with paper element
Flat Base

MRG9156GMH-1



11.5 x 8" Oval
For single carb
2" washable element
Overall height: 3-1/2"
Flat Base

E1236MH (Red)
E1236MH-BLK (Black)

ASK US...

Can't find what you're looking for? Let us know! We may be able to source it.
Call: 09 256 1120 | Email: parts@staparts.co.nz

MR GASKET AIR CLEANERS



14 x 3" Round
Competition
Suit 5-1/8 inch carb necks
Chrome with paper element
Drop base

MRG9790



14 x 3" Round
Competition
Suit 5-1/8 inch carb necks
Black with paper element
Drop base

MRG9790BP

CFR PERFORMANCE AIR CLEANERS



15" x 8-1/4" x 3" Oval
Finned alloy black with
paper element
Flat Base

CFRHZ-6021-3-PBK



19-1/8" x 9-1/8" x 2-1/2"
Oval
Suit Dual Quad
Alloy polished with paper
element
Flat Base

CFRHZ-6029-POL



16" x 3" Round
Suit 7-9/32" dominator
flange carbs
Chrome with paper element
Drop Base

CFRHZ-3148-C-BOX(A)



16" x 4" Round
Suit 7-9/32" dominator
flange carbs
Chrome with red washable
element
Drop Base

CFRHZ-3148-C-BOX(A)



14" x 3" Round
3-5/16"
Black with oiled cotton
element
Flat Base

CFRHZ-3195BOX-W-PBK

TIP

Part numbers highlighted Blue will link you to our websites product page for pricing & stock availability.

AIR FILTER REPLACEMENT ELEMENTS

K&N® WASHABLE, REUSABLE HIGH-FLOW AIR FILTERS™



For 5.375" assemblies
2" tall (51mm)
137mm OD 102mm ID

KNE-3200



For 6-3/8" assemblies
5" tall (102mm)
162mm OD 127mm ID

2-1/2" tall - **KNE-3260**
5" tall - **KNE-3284**



For 7" assemblies
3" tall (78mm)

KNE-3403



For 14" assemblies
3" tall (78mm)
356mm OD 305mm ID

KNE-1650



For 14" assemblies
Available in 4", 5" or 6"
356mm OD 305mm ID

4" tall - **KNE-3750**
5" tall - **KNE-3760**
6" tall - **KNE-3770**

M&H FILTER ELEMENTS



14 x 2" Round
Similar to a K&N filter
pre-oiled cotton gauze
Black or Red element

E1216-2MH-RD (Red)
E1216-2MH-BLK (Black)



14 x 3" Round
Similar to a K&N filter
pre-oiled cotton gauze
Black element

E1216-MH-RD (Red)
E1216-MH-BLK (Black)



14 x 4" Round
Similar to a K&N filter
pre-oiled cotton gauze
Black or Red element

E1216-4MH (Red)
E1216-4MH-BLK (Black)



14 x 5" Round
Similar to a K&N filter
pre-oiled cotton gauze
Black element

E1216-5MH-BLK (Black)

EDELBROCK FILTER ELEMENTS



14 x 3" Round
For Elite Series Air Cleaner
1207 Paper element

E1217
E1217MH



6-3/8" Round
For Pro-Flo 1209 Air Cleaner
2-1/2" tall
160 O.D x 130 I.D x 63.5mm
High. Paper element

E1219



15 long x 7.25 wide x 2" tall
Similar to a K&N filter
pre-oiled cotton gauze
Red element

CFRHZ-3152-RED-W

CFR PERFORMANCE FILTER ELEMENTS

AIR CLEANER SPACERS

DESIGNED TO RAISE YOUR AIR CLEANER IN ORDER TO SOLVE CLEARANCE PROBLEMS WITH THROTTLE OR CHOKE LINKAGE



ALUMINIUM

1/4" for carburetors with 5-1/8" neck
1/2" for carburetors with 5-1/8" neck
2" for carburetors with 5-1/8" neck



MRG9339MH-ALL
MRG9340MH-ALL
MRG9343MH-ALL



PLASTIC

1/2" for carburetors with 5-1/8" neck
1" for carburetors with 5-1/8" neck
2" for carburetors with 5-1/8" neck



MRG9340MH
MRG9341MH
MRG9343MH

ASK US...

Can't find what you're looking for? Let us know! We may be able to source it.
Call: 09 256 1120 | Email: parts@staparts.co.nz

AIR CLEANER BASES

SNIPER EFI AIR CLEANER DROP BASES



Chrome
1" Drop Base for 14"
Diameter Air Cleaners.
Compatible with
Holley Vapor Guard
-6 90° to 3/8" fittings

HOL120-510



Black
1" Drop Base for 14"
Diameter Air Cleaners.
Compatible with
Holley Vapor Guard
-6 90° to 3/8" fittings

HOL120-511

CFR AIR CLEANER OFFSET BASES



Chrome
1-1/2" Offset Base for
14" dia air cleaners.
Only suit 5-1/8" carb
neck.

CFRHZ-5195B-C



Black
1-1/2" Offset Base for
14" dia air cleaners.
Only suit 5-1/8" carb
neck.

CFRHZ-5195B-BLK

AIR CLEANER SMOG TUBE



Suit 5/8 & 3/4 hose bolts
under air cleaner base.
Made of plastic.

CFRHZ-2192-PBK

AIR CLEANER STUDS



Suit offset base air
cleaners (1-1/2" offset)
1/4-20 x 6" long

CFRHZ-5196



Suit offset base air
cleaners (1-1/2" offset)
5/16-18 x 6" long

CFRHZ-5197



5" universal 1/4-20
thread includes adapter
to suit 5/16 threaded

MRG6399

AIR CLEANER LIDS

K&N XSTREAM AIR FLOW TOPS



Black top Red Filter
For 14" Diameter
Air Cleaners.

KN66-1401

AIR FILTER WRAPS

K&N PRECHARGER® FILTER WRAP



Black
Stop small dirt particles with minimal restriction to the
airflow of the filter.

14 x 3" tall - KNE-1650PK

14 x 4" tall - KNE-3750PK

AIR FILTER CLEANING & OIL



Edelbrock Filter Care Service Kits

For use with any oil-based
air filter element.

E43600



Air Filter Oil
For use with any oil-based
air filter element.

E43602



K&N Filter Care Service Kits

Includes: 6.5-ounce
aerosol can of oil and a
12-ounce spray bottle
of Power Kleen

KN99-5000



Includes: 8 ounce
squeeze bottle of oil
and a 12 ounce K&N
pump bottle of Power
Kleen air filter cleaner.

KN99-5050



Includes: 8 ounce
squeeze bottle of oil and
a 12 ounce K&N pump
bottle of Power Kleen air
filter cleaner.

KN99-5050BK



INTAKE DUCTING HOSE

High heat silicone ducting hose with spring-steel wire support. Withstands 260°C continuous and 300°C melt temperature.

SIZE		M&H
2.0"	52mm x 4000mm overall length	MHDUCT-2
2.5"	63mm x 4000mm overall length	MHDUCT-2.5
3.0"	76mm x 4000mm overall length	MHDUCT-3
4.0"	102mm x 4000mm overall length	MHDUCT-4
5.0"	127mm x 4000mm overall length	MHDUCT-5

INCHES TO MM CONVERSION

1.5"	=	38.1mm
1.75"	=	44.45mm
2.0"	=	50.8mm
2.5"	=	63.5mm
3.0"	=	76.2mm
4.0"	=	101.6mm

Features:

- 60°C -220°C
- 224 psi

NOT FOR FUEL TANKS



SILICONE COUPLERS

REINFORCED SILICONE - 4 LAYER

COUPLER

NOT RECOMMENDED FOR FUEL OR OIL

I.D	LENGTH	PLY / THICKNESS	M&H	COLOUR SUFFIX*	
				BLUE	BLACK
1.5"	38.1mm	90mm	4-ply, 6mm	MHR1.5-1.5	B BL
1.75"	44.45mm	90mm	4-ply, 6mm	MHR1.75-1.75	B BL
2.0"	50.8mm	90mm	4-ply, 6mm	MHR2-2	B BL
2.5"	63.5mm	90mm	4-ply, 6mm	MHR2.5-2.5	B BL
3.0"	76.2mm	90mm	4-ply, 6mm	MHR3	B BL
4.0"	101.6mm	90mm	4-ply, 6mm	MHR4	B BL
2.5"	63.5mm	500mm	4-ply, 5mm	MHR2.5STRAIGHT	B BLK
3.0"	76.2mm	500mm	4-ply, 5mm	MHR3STRAIGHT	B BLK

*NOTE: Please add colour suffix to END of Part # i.e. Blue - MHR1.5-1.5B

SILICONE REDUCERS

REINFORCED SILICONE

STRAIGHT

NOT RECOMMENDED FOR FUEL OR OIL

I.D	LENGTH	PLY / THICKNESS	M&H	COLOUR SUFFIX*	
				BLUE	BLACK
1.5" to 1.75"	90mm	4-ply, 6mm	MHR1.5-1.75	B	BL
1.75" to 2.0"	90mm	4-ply, 6mm	MHR1.75-2	B	BL
2.0" to 2.5"	90mm	4-ply, 6mm	MHR2-2.5	B	BL
2.25" to 2.5"	90mm	4-ply, 6mm	MHR2.25-2.5	B	BL
2.0" to 3.0"	90mm	4-ply, 6mm	MHR2-3	B	BL
2.5" to 2.75"	90mm	4-ply, 6mm	MHR2.5-2.75	B	BL
2.5" to 3.0"	90mm	4-ply, 6mm	MHR2.5-3	B	BL
2.75" to 3.0"	90mm	4-ply, 6mm	MHR2.75-3	B	BL
3.0" to 3.5"	90mm	4-ply, 6mm	MHR3-3.5	B	BL
3.0" to 4.0"	90mm	4-ply, 6mm	MHR3-4	B	BL
3.15" to 3.0"	90mm	4-ply, 6mm	MHR3.15-3	B	BL
3.15" to 4.0"	90mm	4-ply, 6mm	MHR3.15-4	B	BL
3.5" to 4.0"	90mm	4-ply, 6mm	MHR3.5-4	B	BL

45° REDUCER

2.0" to 2.5"	4-ply, 6mm	MHR2-2.545	B	BL
2.5" to 3.0"	4-ply, 6mm	MHR2.5-345	B	BL

90° REDUCER

1.75" to 2.0"	4-ply, 6mm	MHR1.75-290	B	BL
2.0" to 2.5"	4-ply, 6mm	MHR2-2.590	B	BL
2.5" to 3.0"	4-ply, 6mm	MHR2.5-390	B	BL
2.75" to 3.0"	4-ply, 6mm	MHR2.75-390	B	BLK

*NOTE: Please add colour suffix to END of Part # i.e. Blue - MHR1.75-290B

ASK US...

Can't find what you're looking for? Let us know! We may be able to source it.
Call: 09 256 1120 | Email: parts@staparts.co.nz

SILICONE BENDS
REINFORCED SILICONE

**NOT RECOMMENDED
FOR FUEL OR OIL**

45° BEND

COLOUR SUFFIX*



	I.D	LENGTH	PLY / THICKNESS	M&H	BLUE	BLACK	
	1.5"	38.1mm	90mm	4-ply, 6mm	MHR1.5-1.545	B	BL
	1.75"	44.45mm	90mm	4-ply, 6mm	MHR1.75-1.7545	B	BL
	2.0"	50.8mm	90mm	4-ply, 6mm	MHR245	B	BL
	2.5"	63.5mm	90mm	4-ply, 6mm	MHR2.545	B	BL
	3.0"	76.2mm	90mm	4-ply, 6mm	MHR345	B	BL
	4.0"	101.6mm	90mm	4-ply, 6mm	MHR445	B	BL

90° BEND



	1.5"	38.1mm	90mm	4-ply, 6mm	MHR1.5-1.590	B	BL
	1.75"	44.45mm	90mm	4-ply, 6mm	MHR1.75-1.7590	B	BL
	2.0"	50.8mm	90mm	4-ply, 6mm	MHR290	B	BL
	2.5"	63.5mm	90mm	4-ply, 6mm	MHR2.590	B	BL
	3.0"	76.2mm	90mm	4-ply, 6mm	MHR390	B	BL
	4.0"	101.6mm	90mm	4-ply, 6mm	MHR490	B	BL

*NOTE: Please add colour suffix to END of Part # i.e. Blue - MHR1.5-1.590B

SILICONE VACUUM HOSE

COLOUR SUFFIX*



THICKNESS	LENGTH	M&H	BLUE	BLACK	RED
10mm	Sold per ft	MHSHK10	-B	-BL	-R
6mm	Sold per ft	MHSHK6	-B	-BL	-R
4mm	Sold per ft	MHSHK4	-B	-BL	-R

*NOTE: Please add colour suffix to END of Part # i.e. Blue - MHSHK10-B

ALLOY & STAINLESS STEEL TUBING



I.D	STRAIGHT		45°		90°		
	ALLOY	S/STEEL	ALLOY	S/STEEL	ALLOY	S/STEEL	
1.5"	38mm	-	SS1.5S	-	SS1.545	-	SS1.590
2.0"	51mm	ALL2S	-	ALL245	SS245	ALL290	SS290
2.25"	57mm	ALL2.25S	SS2.25S	ALL2.2545	SS2.2545	ALL2.2590	SS2.2590
1.75"	63mm	ALL2.5S	SS2.5S	ALL2.545	SS2.2545	ALL2.590	SS2.590
2.75"	70mm	ALL2.75S	SS2.75S	ALL2.7545	SS2.7545	ALL2.7590	SS2.7590
3.0"	76mm	ALL3S	SS3S	ALL345	SS345	ALL390	SS390
4.0"	102mm	ALL4S	SS4S	ALL445	SS445	ALL490	SS490

T-BOLT CLAMPS
STAINLESS STEEL

ALLOY V-BAND KIT
FOR INTERCOOLING PIPES



SIZE	M&H	
1.5"	48mm (44-50mm)	MHC1.5
1.75"	54mm (50-58mm)	MHC1.75
2.0"	59mm (54-62mm)	MHC2
2.25"	65mm (60-68mm)	MHC2.25
2.5"	73mm (68-76mm)	MHC2.5
3.0"	88mm (82-90mm)	MHC3
3.5"	99mm (89-99mm)	MHC3.5
4.0"	112mm (106-114mm)	MHC4

SIZE	M&H	
2.5"	63.5mm	ALLVB2.5
3.0"	76mm	ALLVB3
4.0"	100mm	ALLVB4

Sold individually.



Sold individually.



WRAP-IT WIRE & HOSE PROTECTION SELF WRAPPING

A self-wrapping, lightweight oversleeve that reduces chafing, cutting and abrading of wires and hoses. The self-wrapping feature allows for quick and easy installation and removal for assembly and/or maintenance without the need for any special tools.

SIZE	SUITS	COLOUR	RUSSELL	M&H
3/16" 4.8mm	Wires or hose	Black	E629050	E629050MH
5/16" 7.9mm	Wires or hose	Black	E629080	E629080MH
3/8" 10mm	Wires or hose	Black	-	E629090MH
1/2" 12.7mm	Wires or -8AN hose	Black	-	E629110MH
5/8" 16mm	Wires or hose	Black	-	E629120MH
3/4" 19.1mm	Wires or hose	Black	E629140	E629140MH
1" 25mm	Wires or hose	Black	-	E629150MH
			3ft length	10ft length



THERMO SLEEVE SEWN SLEEVE

Laminated high-temp aluminized fabric sleeves to protect your wires and hoses. Seamless lamination of a high-temperature fabric to a highly-reflective foil is the makeup of Thermo-Sleeve, which provides protection from radiant heat for hoses and wires. Thermo-Sleeve's ultra light-weight construction provides more insulating than traditional bulky rubber-coated fiberglass. The aluminized sleeving reflects over 90% of radiant heat, and is fireproof and oil resistant.

SIZE	SUITS (O.D HOSE)	M&H
1/4" - 1/2"	-3AN and -4AN 7/16"	T14005-MH
1/2" - 5/8"	-6AN 9/16" 15mm	T14006-MH
5/8" - 1"	-8AN 21/32", -10AN 13/16", -12AN 15/16"	T14010-MH
	-12AN 15/16" 25mm	T14012-MH
1-1/8" - 1 1/2"	-16AN 1-5/32" and -20AN 1-7/16"	T14015-MH
1-1/8"	-16AN 30mm	T14016-MH
1-5/8" - 2"	-24AN 1-11/16" and -28AN 1-13/16"	-
		3.3ft length



EXPRESS SLEEVES SILVER MYLAR HOOK AND LOOP

The easy to use sleeving is a combination of a high temperature insulation material to a highly reflective Mylar foil with a hook and loop closure. The sleeving is designed to provide maximum protection for wires, hoses, and cables from the very damaging effect of radiant heat with an easy application. Simply pull apart the material, wrap around the wire, and re-close the sleeving. Express Sleeves reflect over 90% of radiant heat up to 2000 degrees Fahrenheit, can withstand direct continuous temperatures up to 750 degrees. It is also fireproof and fire resistant.

SIZE	SUITS	THERMOTEC
1/2" to 1"	-3AN and -4AN	T14030
1-1/2"		T14035
		3ft length



FIRE SLEEVE PTFE FIBREGLASS WEAVE

Continuous heat protection to 535°C and short-term exposure thru 1095°C .

SIZE I.D	SUITS	COLOUR	M&H
1/4" 6mm	-3AN PTFE	Black	T16006MH
3/8" 10mm	-3AN and -4AN PTFE	Black	T16010MH
1/2" 12mm	-4AN and -6AN	Black	T16012MH
13/16" 20mm	-8AN and -10AN	Black	T16020MH
1" 25mm	-12AN	Black	T16025MH
			10ft length

ASK US...

Can't find what you're looking for? Let us know! We may be able to source it.
Call: 09 256 1120 | Email: parts@staparts.co.nz



THERMO SLEEVES

TITANIUM BLACK HOOK AND LOOP

Designed to provide protection for wires, hoses and cables. Simply pull apart, wrap around and re-close the sleeving. Sleeves can withstand direct continuous temperatures up to 650°C and have a melting temperature of 1100°C. Fireproof and oil reflector.

SIZE	SUITS		M&H
1/2"	12mm	-3AN and -4AN	T14205-MH
3/4"	20mm	-6AN -8AN and -10AN	T14210-MH

3.3ft length



THERMO SLEEVES

ARAMID HOOK AND LOOP

Designed to provide protection for wires, hoses and cables. Simply pull apart, wrap around and re-close the sleeving. Sleeves can withstand direct continuous temperatures up to 590°C and have a melting temperature of 1100°C. Fireproof and oil reflector.

SIZE	SUITS		M&H
1/4" to 1/2"	12mm	-3AN and -4AN	T14105-MH
9/16"	15mm	-6AN	T14106-MH
3/4"	20mm	-8AN and -10AN	T14110-MH
15/16"	25mm	-12AN	T14112-MH
1 1/8"	30mm	-16AN	T14116-MH

3.3ft length



HEAT SLEEVES

SEAMLESS SILICONE SLEEVE

Silicone-coated fiberglass fire sleeving is designed to protect wires, cables and hoses from high-temperature exposure, liquid spills and occasional exposure to flame. The high-quality sleeving is made from braided fiberglass and coated with a compound silicone rubber. Thermo-Tec sleeve is capable of continuous protection to 260°C and short-term exposure thru 1204°C. M&H Heat Sleeve is capable of continuous heat protection to 260°C and short-term exposure thru 485°C.

SIZE	SUITS		COLOUR	M&H
3/8"	10mm	-3AN and -4AN	Black	T18048MH
1/2"	12.7mm	-4AN	Black	T18050MH
5/8"	15mm	-6AN	Black	T18056MH
3/4"	19.1mm	-8AN	Black	T18075MH
1"	25.4mm	-10AN	Black	T18100MH
1-3/16"	30mm	-16AN	Black	T18105MH
1-9/16"	40mm	-20AN	Black	T18120MH

Min order 3ft



HEAT SHRINK TUBING

For covering and protecting wires, cables, connections and components.

SIZE	COLOUR	M&H
3mm	Black	MHHS-3
6mm	Black	MHHS-6
9mm	Black	MHHS-9
13mm	Black	MHHS-13
25mm	Black	MHHS-25

10ft length

TIP

Part numbers highlighted Blue will link you to our websites product page for pricing & stock availability.



THERMO SHIELD

Thermo-Shield protects hoses and wires from radiant heat. Used in applications where it is difficult or not practical to disconnect one end of the hose or wire. The adhesive-backed composite construction tape can easily be wrapped around the hose or wire to make a clean, professional appearance and protect parts from over 90% of radiant heat up to 2000 deg F.

NOT FOR USE ON EXHAUST

SIZE	COLOUR	THERMOTEC
1 1/2"	Silver	T14002 15ft roll

SPARK PLUG BOOTS

Heat and flame resistant boot sleeves. Dual-purpose sleeves enhance performance, reduce misfires, extend plug wire life and will not react with petroleum products.

FIBREGLASS



HEAT UP TO	QTY	COLOUR	M&H
650°C	Set of 4	Black	T14262-MH
650°C	Set of 4	Blue	T14264-MH
650°C	Set of 4	Natural	T14260-MH
650°C	Set of 4	Red	T14268-MH

ALUMINUM



HEAT UP TO	QTY	COLOUR	CFR
650°C	Set of 8	Silver	CFR-3700-SIL
650°C	Set of 8	Red	CFR-3700-RED
650°C	Set of 8	Blue	CFR-3700-PBL
650°C	Set of 8	Black	CFR-3700-PBK



STARTER SHIELD HEAT SHIELD

Withstands 1100°F radiant, and 500°F direct.

SIZE	M&H
Suits most Full Size starters	MRG6331-MH
Suits most Mini starters	MRG6332-MH

TURBO INSULATION COVERS

Turbo covers keep the turbine spooled up, reducing turbo lag. The dual layer construction increases performance and durability, reduces under hood temperatures, improves horsepower and performance by maintaining temperatures inside the turbo.



SIZE	M&H
T3 Black silicone. Kevlar stitching w/ 2 springs	T15003MH
T3 Black carbon. Kevlar stitching w/ 2 springs	T15003MH-HP
T4 Black silicone. Kevlar stitching w/ 2 springs	T15004MH
T4 Black titanium. Kevlar stitching w/ 2 springs	T15004MH-HP

ASK US...

Can't find what you're looking for? Let us know! We may be able to source it.
Call: 09 256 1120 | Email: parts@staparts.co.nz



HEAT SHIELD MATERIAL

SIZE	HEAT UP TO	M&H
MICRO HEAT SHIELD		
Flexible yet durable; it bends and flexes easily by hand, making a custom trouble-free fit.		
12" x 20" flexible aluminium	590-1100°C	T11710-MH
ALUMINISED CORRUGATED STEEL SHEET WITH CERAMIC FILLER		
700 x 300 x 3.5mm	480°C	HD5000-MH
ALUMINISED EMBOSSED OUTER FIBREGLASS BACKING		
305 x 600 x 12mm	595°C	HD5100-MH
ALUMINISED FOIL OUTER CERAMIC FIBRE MAT BACKING		
305 x 600 x 12mm	730°C	HD5200-MH
600 x 900 x 12mm	730°C	HD5250-MH

ACOUSTICAL & HEAT CONTROL MAT

Ideal when both sound and radiant heat control is needed. In addition to the polyethylene film, the foil surface provides direct protection from radiant heat. Great for areas like firewalls, floorboards, or doors. Contains a high temperature adhesive backing, and is easy to trim & fit.

COLOUR	SIZE	M&H
Silver	2mm thick 39" wide	T14620MH*
Silver	2mm thick 20" wide 18ft roll (32 Sq. ft. coverage)	T14622MH
Silver (Kit)	2mm thick 32" wide x 18" (x10 tiles) (39 Sq. ft. coverage)	T14625MH

*Sold per foot

SUPER SONIC ACOUSTICAL MAT

This high quality mat offers superior sound dampening control to reduce road noise, rattles, engine noise, and any other noises that are bothersome. The high density polyethylene film with an aluminum foil composite is abrasion and tear resistant. The gray film provides structural integrity & strength, allowing the material to bend, move, & return to shape even under tension forces.

This ThermoTec Super Sonic Mat is 70 mil in thickness, contains a high temperature adhesive backing, and is easy to trim & fit. The rubberized compound is applied with the high temperature adhesive to absorb all those out of control noises.

COLOUR	SIZE	THERMO-TEC
Grey	36" wide 920mm	T14720
		Sold per foot

SEAM TAPE

Seam Tape consists of a two layer, highly reflective foil with a special acrylic adhesive system. This flame retardant tape is highly puncture proof, tear resistant and features superior adhesion even under the most extreme conditions.

COLOUR	SIZE	THERMO-TEC
Silver	2" x 30 ft roll	T13997


MAT ROLLERS

The Mat Roller is a heavy-duty 2" roller used to smooth out adhesive installations to provide a seamless finish. It is ideal for removing air bubbles and flattening imperfections for that perfect look. The Mat Roller's styling offers easy reach into corners & tight spaces.

DESCRIPTION		M&H
2" Mat Roller	T14800	T14800-MH

TIP

Part numbers highlighted Blue will link you to our websites product page for pricing & stock availability.



ADHESIVE BACKED HEAT BARRIERS

Adhesive Backed Heat Barrier protects parts and components from radiant heat. They can be used in applications to protect painted surfaces, plastic parts or any component from the damaging effects of radiant heat.

COLOUR	SIZE	HEAT RANGE	M&H
Gold	2" x 15ft roll	450°C continuous 550°C melt temp	T13624-MH
Gold	2" x 30ft roll	450°C continuous 550°C melt temp	T13625-MH
Silver	2" x 50ft roll	590°C continuous 1100°C melt temp	T13645-MH
Gold	12" x 24" Sheet	450°C continuous 550°C melt temp	T13600-MH
Gold	24" x 24" Sheet	450°C continuous 550°C melt temp	T13675-MH
Silver	1.3mm thick 12" x 12" Sheet	590°C continuous 1650°C melt temp	T13500-MH
Silver	1.3mm thick 12" x 24" Sheet	590°C continuous 1650°C melt temp	T13575-MH
Titanium	.6mm 12" x 12" Sheet	650°C continuous 1100°C melt temp	T13800-MH
Titanium	.6mm 12" x 24" Sheet	650°C continuous 1100°C melt temp	T13875-MH



INSULATING WRAP

COLOUR	SIZE	HEAT RANGE	M&H	KIT
Original	1" x 15m roll	1093°C	-	
Fibreglass - Tan	1" x 15m roll	650-1100°C	T11001-FT-MH	
Titanium - Bronze	1" x 15m roll	980-1375°C	T11001-T-MH	
Silver - Aluminum Coated	1" x 15m roll	540-1100°C	T11001-SIL-MH	
Black - Graphite Vermiculite	1.5" x 15m roll	650-1100°C	T11001-FGV-MH	
Black - Graphite	1" x 15m roll	1093°C	-	
Original	2" x 15m roll	1093°C	-	
Fibreglass - Tan	2" x 15m roll	650-1100°C	T11002-FT-MH	
Titanium - Bronze	2" x 15m roll	980-1375°C	T11002-T-MH	-KIT*
Silver - Aluminum Coated	2" x 15m roll	540-1100°C	T11002-SIL-MH	
Black - Graphite Vermiculite	2" x 15m roll	650-1100°C	T11002-FGV-MH	-KIT*
Black - Graphite	2" x 15m roll	1093°C	-	
Black - Graphite Vermiculite	4" x 15m roll	530-980°C	T11004-FGV-MH	

*T11002-T-MH-KIT - 10m roll, *T11002-FGV-MH-KIT- 5m roll

SNAP STRAPS

Multi-purpose stainless steel Snap Straps are used to secure Exhaust Insulating Wrap and more. The high-temperature stainless steel straps have a narrow profile to fit tight spots.



DESCRIPTION	SIZE	M&H
Stainless steel	W8.0 x L350mm	T13002-MH
Stainless steel, Powdercoated black	W8.0 x L350mm	T13003-MH-BLK

Sold individually.

ASK US...

Can't find what you're looking for? Let us know! We may be able to source it.
 Call: 09 256 1120 | Email: parts@staparts.co.nz

CHEV / HOLDEN LS PERFORMANCE PARTS

Home of the largest range of LS Performance Parts!



CRATE ENGINES

PART NO.

Engine Chev LS2 6.0L V8 engine 400hp 364ci 400lbs-ft torque at 4400	GM19165484 GM Performance
Engine Chev 454ci LSX 454 V8 engine 620hp 590lbs-ft torque	GM19244611 GM Performance
Engine Chev LS3 6.2L 376ci V8 engine 430hp at 5900rpm 424lbs-ft torque at 4600rpm 10.7:1	GM19258770 GM Performance
Engine Chev LS3 6.2L 376ci V8 engine 430hp 424lbs-ft torque at 4600rpm 10.7:1 compression (as used in fifth-gen Camaro SS & C6 Corvette)	GM19301326 GM Performance
Engine Chev LS7 427ci 6.0L V8 engine 505hp 470lbs-ft torque at 6300RPM	GM19329246 GM Performance
Engine Chev LS364 6.0L 364ci V8 engine 450hp lbs-ft torque at 4600rpm 10.3:1 compression (24x reluctor) Does not include any electronics, intake manifold, fuel system, ignition.	GM19370163 GM Performance
Engine Chev LS3 6.2L 376ci V8 engine 430hp 425lbs-ft torque at 4600rpm 10.7:1 compression (As used in fifth-gen Camaro SS)	GM19370416 GM Performance
Engine Chev LS3 6.2L 376ci V8 engine 430hp 425lbs-ft torque at 4600rpm 10.7:1 compression (as used in fifth-gen Camaro SS) Does not include any electronics, intake manifold, fuel system, ignition.	GM19420382 GM Performance

ENGINE BLOCKS

PART NO.

Chev LS Next SHP Siamese bore cast iron splayed 4 bolt 4.000" bore 9.240" deck height steel caps max bore 4.165" Clearanced up to 4.100" stroke with steel rods	DART31867111 Dart
Chev LS Next Siamese bore aluminium skirted design splayed 4 bolt 4.125" bore 9.240" deck height steel caps max bore 4.165", Clearanced up to 4.100" stroke with steel rods. Uses OE style oil pan, timing cover & starter.	DART31947211 Dart
Chev LS2 alloy block 6 bolt nodular iron main caps 4.000" bore Will take up to a max stroke of 4.00". Max 450hp. Includes Mahle Clevite main brgs MMS2199 STDH x1, Rod Brgs MCB663 STDH x1	GM12602691 GM Performance

ENGINE MOUNTS

PART NO.

Engine Mount Chev LS engine swap red polyurethane 3 bolt	EMCHEV-LS-HD (Pair)
Engine Mount universal steel weld in Chev / Holden LS	MHUNIEM-LS (Set)
Engine Mount adaptor plates to suit LS engines	HKR12611 (Pair) Hooker HKR12611MH (Pair) M&H
Engine Mount Chev Holden LS adaptor plates	MOR62555 (Pair) Moroso

ENGINE LIFT PLATE

PART NO.

Chev / Holden LS series heavy duty 3/16 thick zinc oxide steel	TOOLENGINEPLATE-LS
--	------------------------------------

ENGINE CRADLE

PART NO.

Heavy duty Chev / Holden LS series	TOOLENGINECRADLE-LS
------------------------------------	-------------------------------------

Continued...

RIGHT: Chev LS3 6.2L 376ci V8 Engine 430hp # GM19301326



TIP

Part numbers highlighted Blue will link you to our websites product page for pricing & stock availability.

CHEV / HOLDEN LS PERFORMANCE PARTS

VALVE COVERS & COIL COVERS

PART NO.



HOL241-110MH

Alloy w/ oil filler cap and coil standoffs.
1.6" max internal clearance. Comes w/ gasket & bolt hardware.

[HOL241-110MH](#) Polished
[HOL241-112MH](#) Satin black



HOL241-140MH

Vintage Series alloy finned with oil filler cap
Suit remote coil setups, 1.6" max internal clearance

[HOL241-139MH](#) Polished
[HOL241-140MH](#) Satin black



MHVC-LSP

LS two piece finned alloy with oil filler cap and coil standoffs
1.6" max internal clearance. Contains gaskets and hardware.


[MHVC-LSP](#) Rough cast
[MHVC-LSBLK](#) Black



E41183

LS Series coil covers to fit factory rocker covers with edelbrock logo.
Suits aftermarket fuel rails or notch rear for return line drilled to accept bolting coils directly to underside of covers.

[E4118](#) Natural finish Edelbrock
[E41183](#) Black Edelbrock



HOL241-262

LS Series fabricated alloy without oil filler caps and ignition coil stand-offs.
Includes silicone gaskets.

[PRW4034602MH](#) Anodized Black



302-1MH

LS Series fabricated alloy with oil filler caps and ignition coil stand-offs
Includes silicone gaskets. 2-1/2" tall

[PRW4034610MH](#) Polished
[PRW4034617MH](#) Anodized black



E41183

INTAKE VALLEY COVER / PLATE

PART NO.

LS1, LS6 10 bolt finned (Smooth underside allows for elimination of Displacement-On-Demand (DOD) applications) Includes MS92465 gasket.

[HOL241-257MH](#) Polished M&H
[HOL241-262](#) Black Holley

LS2, LS3, LS7, LSX 11 bolt (Smooth underside allows for elimination of Displacement-On-Demand (DOD) applications)

[HOL241-265](#) Black Holley

LS2, LS3, LS7, LSX 11 bolt finned (Smooth underside allows for elimination of Displacement-On-Demand (DOD) applications). Includes MS96169 gasket.

[HOL241-267MH](#) Polished M&H

LS1, LS6 10 bolt (Smooth underside allows for elimination of Displacement-On-Demand (DOD) applications) includes MS92465 gasket

[MHVP-LS](#) Black M&H

LS2, LS3, LS7, L76, L77, L98, LSX 11 bolt (Smooth underside allows for elimination of Displacement-On-Demand (DOD) applications) includes MS96169 gasket

[MHVP-LS2](#) Black M&H



302-2BKM

OIL PAN KITS

PART NO.

LS Retro-fit 1955-87 Rear pan GM muscle car, classic car & trucks. Includes sump baffle, pick-up tube, sump plug, oil filter stud & oil passage cover. Max stroke with oe style rod 4.250"

[HOL302-1](#) Cast Holley
[HOL302-1BKMH](#) Black M&H
[HOL302-1MH](#) Cast M&H

LS Retro-fit 1964-87 Rear pan Suit classic muscle car & trucks, baffle, pick-up tube, oil filter stud & oil passage cover. May not be used with LS7 engines or engines greater than 3.622" stroke

[HOL302-2BKMH](#) Black M&H
[HOL302-2MH](#) Cast M&H

LS Retro-fit 1964-87 Rear pan suit classic muscle car & trucks. Includes 2 x 1/2npt female ports for turbo oil line returns, baffle, pick-up tube, oil filter stud & oil passage coverMax stroke with OE rod 4.250"

[HOL302-3](#) Cast Holley

LS Retro-fit Front pan. Suit classic muscle car & trucks, baffle, pick-up tube, oil filter stud & oil passage cover. May not be used with LS7 engines or engines greater than 3.622" stroke.

[HOL302-4MH](#) Cast M&H
[HOL302-4BKMH](#) Black M&H



MRG61060G

LS Front sump welded finish with 2 x -10AN fittings. Requires the use of a remote oil filter setup.

[MHOP-LSF](#) Aluminum M&H
[MHOP-LSF-BLK](#) Black M&H

LSD Rear sump welded finish. Use with CFRHZ-9735-PBK oil pickup.

[MHOP-LSR](#) Aluminum M&H
[MHOP-LSR-BLK](#) Black M&H

LS Rear sump steel welded finish 7 quart. Includes oil filter mount. Use with CFRHZ-9735-PBK oil pickup.

[CFRHZ-9736-R](#) Black CFR

Oil Pan Gasket LS7, LS9 only. Suit OEM style dry sump oil pan, one piece rubber.

[MRG61060G](#) Mr Gasket



ADAPTOR-LS-1

OIL COOLER SANDWICH PLATES

PART NO.

-10AN male threads Rear Sump only. Will not fit front sump applications) Bolts to oil cooler above oil filter housing. 1/8" thread for gauge

[MHOC-ADAPTOR-LS](#)

-10AN female orb threads. Will not fit front sump applications.

[MHOC-ADAPTOR-LS-1](#)

Plate adapter spacer for Chev / Holden VT-VZ LS. Black finish

[MHOC-ADAPTOR-LS-EXT](#)

Oil filter remote adapter 90 degree LS engines, Late Ford applications M22 x 1.5 thread use -10AN fittings


[MOR23686](#) Moroso

Oil cooler sandwich plate LS engines, Late Ford applications M22 x 1.5 thread use -10AN fittings

[MOR23699](#) Moroso

Fitting reducer M16 x 1.5 to male to 1/8 npt female (Black)

[EARLSAT9919AUJ](#)



EARLSAT9919AUJ



FRGMCLS1

FUEL RAILS

PART NO.

LS1 5.7L Factory intake manifolds, angled injectors. 4x -8AN fittings, 2x blanks

[MHFRGMCLS1](#) Black M&H

LS1 5.7L Suit fabricated aftermarket intake manifolds injectors sit flat.

[MHFRGMCLS1-FAB](#) Black M&H

LS3 6.2L Factory intake manifolds, angled injector. No fittings included.

[MHFRGMCLS3](#) Black M&H



FRGMCLS1-FAB

ASK US...

Can't find what you're looking for? Let us know! We may be able to source it.
Call: 09 256 1120 | Email: parts@staparts.co.nz



INTAKE MANIFOLDS

LS1, LS2 cathedral port fabricated alloy.
Use with MS92438 intake gasket set.

PART NO.

MHINTGMLS1 92mm throttle body
MHINTGMLSCARB-1 Single carb
MHINTGMLSCARB-2 Dual carb

LS3 Series fabricated square port

E7118MH Polished M&H

L76 L92 LS3 Victor jr does not include timing control module for carburetted applications (Use with MSD6010 for 24x reluctor wheel applications or MSD6012 for 58x reluctor wheel applications)

E28457

LS1 LS2 Performer RPM for carburetted applications, suit engines with cathedral port heads. Use with MS92438 intake gasket

E71187

LS3 L92 L76 Performer RPM does not include timing control module for carburetted applications (Use with MSD6010 for 24x reluctor wheel applications or MSD6012 for 58x reluctor wheel applications).

E71197

LS1 Pro-flo XT cathedral port suit 90mm 4 bolt throttle body 1500-7000rpm. Use with E3629 fuel rail kit, E3869 throttle body or oem 90mm throttle body

E71403 Black powder coated

LS3 Pro-flo XT LS3, L92, L76 rectangle port suit 90mm 4 bolt throttle body 1500-7000rpm, Use with E3648 fuel rail kit, E3869 throttle body or oem 90mm throttle body

E7142 Black powder coated

LS3, L92 rectangle port Hi-Ram efi, Includes intake plenum with dual 4150 style flanges

HOL300-115BK Black

LS1 LS2 LS6 cathedral port Modular Hi-ram 2 piece comes with a purpose built plenum base adapter and a Holley 105mm efi plenum top 1500-7000/8000 rpm

HOL300-123

LS1 LS2 LS6 cathedral port 2 x 4 intake comes with a purpose built plenum base adapter and a Holley 92mm efi plenum top which converts it into a mid-rise EFI intake manifold 1500-6500 rpm

HOL300-126BK

Chev LS1 LS2 dual plane for carburetted applications, suit engines with cathedral port heads, 5.60" carb pad height, 5.60" carb pad height, includes intake gasket and bolts.

HOL300-130BKM Black ceramic coated)
HOL300-130MH

LS1 LS2 single plane for carburetted applications, suit engines with cathedral port heads, 4.95" carb pad height, includes intake gasket and bolts

HOL300-132MH

LS3 L76 L77 L92 L98 cathedral port 2 x 4 intake comes with a purpose built plenum base adapter and a Holley 92mm efi plenum top which converts it into a mid-rise EFI intake manifold 1500-6500 rpm

HOL300-135BK

LS1 LS2 LS6 cathedral port Hi-Ram efi base

HOL300-227BK Black

THROTTLE BODIES

PART NO.

Victor LS throttle body 90mm 1100 cfm with LS1 style TPS and 4 wire stepper motor IAC (powdered coated black)

E38643 Edelbrock

Pro-flo XT throttle body 90mm for use with # 7137 manifold 1100 cfm with LS1 style TPS and 4 wire stepper motor IAC

E3869 Edelbrock

Pro-flo XT throttle body 90mm for use with # 7137 manifold 1100 cfm with LS1 style TPS and 4 wire stepper motor IAC (powdered coated black)

E38693 Edelbrock

Throttle body 102mm aftermarket billet alloy Holden drag tune 1500 cfm 4 bolt LS2 on (need 3 bolt adaptor plate for LS1)

MHTBLS-102 M&H

Throttle body 92mm aftermarket billet alloy Holden mild tune 1100 cfm 4 bolt LS2 on (need 3 bolt adaptor plate for LS1)

MHTBLS-92 M&H

Throttle body 92mm aftermarket billet alloy 4 bolt LS, cable driven Use FT70063 cable bracket.

FT70061 FiTech

Throttle body 102mm aftermarket billet alloy 4 bolt LS, cable driven Use FT70063 cable bracket.

FT70062 FiTech

DAMPERS

PART NO.

Chev, Holden LS1 5.7L neutral balance multi groove belt. Up to VZ commodore only VE has different depth snout. Performance Series

HB0285SA Romac

Corvette LS1 5.7L neutral balance multi groove belt 4 rib and 6 rib overall length 2.940" Performance Series

HB0286SA Romac

Chev Holden LS2, L98 6.0L V8 Corvette 2005-on Street Series

HB1117-STPIO Pioneer

Chev Holden LS2, L98 6.0L V8 Corvette, VE-VF 2005-on Street Series

HB1117-STSC Scat

Chev Holden LS1 5.7L LS2 6.0L V8 series III steel Race Series

HB1480-SS SFI Approved

Chev Holden LS1 5.7L LS2 6.0L V8 series III Stock Replacement

HB1480-STPIO Pioneer

Chev Holden LS1 5.7L LS2 6.0L LS6 V8 1997-2008 7.5" od Camaro, Firebird, GTO stock replacement. Will not fit VE onwards Commodore.

HB1480-STPIO Pioneer

Chev, Holden LS 5.3L, LS2, 6.0L, L92 V8 2002-08 7.7" od Truck & SUV SFI 18.1 approved. Will not fit VE onwards Commodore.

PRW2432340 PRW

CHEV / HOLDEN LS PERFORMANCE PARTS

COIL PACKS

PART NO.

LS 1998-04 cars, 1998-06 trucks, connector & plug on same side, 67mm between mounting bolts (Set of 8) [MHDISTCOIL-LS1](#) Black

4.8L, 5.3L, 6.0L, LS2 1999-07 trucks, 2003-07 Hummer, connectors on opposite ends, 67mm between mounting bolts (Set of 8) [MHDISTCOIL-LS2](#) Black

5.3L, 6.0L, LS3, 7.0L, 8.1L 2005-13 cars, 2005-13 trucks, connectors on opposite ends, 72mm between mounting bolts (Set of 8) [MHDISTCOIL-LS3](#) Black

5.7L LS1 / LS6 V8 MSC II 40,000 volt. Suits models with spark plug wire and coil connector entering. (Set of 8) [MSD82858](#) Red MSD
[MSD828583](#) Black MSD

6.0L LS2 / 7.0L LS7 V8 MSC II 40,000 volt. Suits models with and some aftermarket covers/brackets with 72mm mounting bolt spacing. [MSD8287](#) Each, Red MSD
[MSD82878](#) Set of 8, Red MSD
[MSD828783](#) Set of 8, Black MSD

LS remote coil mounting bracket, aluminium (Pair) [MHDISTCOIL-LS-BRKT](#) Black

Coil Pack Brackets Suit LS2, LS7 OEM & MSD 82858 coils (Set of 2) [MHLSCOIL-BRKT](#)

IGNITION WIRE KITS

PART NO.

8.5mm super conductor spiral core multi-angle boots
Chev Holden LS1 universal 8 cylinder. Lengths: 2 x 56", 2 x 50", 2 x 42", 2 x 32" [MSD32073](#) Black MSD

8.5mm super conductor spiral core multi-angle boots
Chev Holden LS1 8" long 1997-on 8 cylinder [MSD32819](#) Red MSD

8.0mm GM Chev Holden LS1, LS6 1997-On, Corvette, Camaro
Stock replacement 9" long [MSD5572](#) Black MSD

8.0mm GM Truck Holden LS2 LS3 4.8L, 5.3L, 6.0L 1999-on
Stock replacement 12" long [MSD5574](#) Black MSD Street Fire

8.5mm super conductor spiral core Black multi-angle boots
GM Truck Holden LS2 LS3 12" long 4.8L, 5.3L, 6.0L 1998-on 8 cylinder [MSD32823](#) Black MSD
[MSD32829](#) Red MSD

8.5mm GM Truck Holden LS2 LS3 spiral core 45 degree angle boots
12" long 4.8L, 5.3L, 6.0L 1998-on 8 cylinder [ACCELG-LSMH](#) Black M&H

8.5mm GM Truck Holden LS2 LS3 spiral core 45 degree boots
10" long 4.8L, 5.3L, 6.0L 1998-on 8 cylinder [ACCELG-LSMH-1](#) Black M&H

8.5mm GM Truck Holden LS2 LS3 spiral core straight boots
9.5" long 4.8L, 5.3L, 6.0L 1998-on 8 cylinder [ACCELG-LSMH-8](#) Black M&H

8.5mm GM Truck Holden LS2 LS3 spiral core 45 degree boots
11.0" long 4.8L, 5.3L, 6.0L 1998-on 8 cylinder [ACCELG-LSMH-9](#) Black M&H

Wire replacement 45 degree boots & terminals [MSD3304](#) Pack of 2, MSD
[MSD33048](#) Pack of 8, MSD

UNIVERSAL WIRING HARNESS LOOM

PART NO.

Chev LS Truck 1999-06 with 4L60E standalone wiring harness, DBC [MHLOOM-LSAUTO](#)

Chev LS Truck 1999-06 with T56 standalone wiring harness, DBC [MHLOOM-LSMAN](#)

FITECH ULTIMATE LS KIT

PART NO.

Ultimate LS kit LS1, LS2, LS6 750hp with trans control & coils [FT79004](#)

STARTER MOTORS

PART NO.

LS1, 5.7L, LS2, 6.0L, LS3, 6.2L Series V8 engine Hi-torque 1.4kw
Corvette 2006-13, Silverado 1999-03. Does not fit Cross eight models. [STARTERCHEVLS](#)

LS1, 5.7L, LS2, 6.0L, LS3, 6.2L Series V8 engine Hi-torque 3hp.
Does not fit Cross eight models. [STARTERCHEVLS-HP](#)

LS2, 6.0L LS3, 6.2L, L98 Series V8 engine H-torque 1.4kw VE Commodore [STARTERCHEVLS3](#)

LS1, 5.7L, LS2, 6.0L, LS3, 6.2L Series V8, DynaForce 3hp 4.4:1 gear reduction
improves torque for greater cranking. Does not fit Cross eight models. [MSD5096](#) MSD

STEAM PORT VENT CROSSOVER & DELETE KIT

PART NO.

Chev / Holden LS1, LS2, LS3, LS6, LS7, LQ4, L92, L99, LM7, LM4 [MHLS-SV-KIT](#) Natural finish
[MHLS-SV-KIT-BLK](#) Black finish



NEW



ASK US...

Can't find what you're looking for? Let us know! We may be able to source it.
 Call: 09 256 1120 | Email: parts@staparts.co.nz

**ALTERNATORS**

LS 180 amp micro v-pulley. Similar to GM CS130D has the small 4 pin plugs, used with ECU controlled
 LS universal 120 amp multi rib pulley 1 wire capable
 150 amp, Chev / Holden LS applications

PART NO.

ALTERNATOR-LS Chrome
ALTERNATOR-LS-BLK Black
CFRHZ-3906C Chrome CFR
HOL197-304 Polished MSD

EXTRACTORS

LS V8 Block hugger design. 1.65" diameter. Includes gaskets & bolts.
 LS V8 medium length headers 1.625" primary 2.5" collector stainless steel, with oxygen sensor bung. Angled spark plug boots required for clearance.

PART NO.

MHHGMCLSB Block Hugger M&H
MHHGMCLSS Shorty Design M&H
CFRHZ-5021-S CFR

WATER NECKS

LS includes thermostat & -12AN weld on
 LS V8 up to 2007 straight aluminium billet. 79mm centre to centre off bolt holes, 60mm thermostat recess. tang relief approx. 3mm from bolt hole.
 LS V8 2008-on straight aluminium billet. 75mm centre to centre off bolt holes, 58mm thermostat recess. tang relief approx. 13.5mm from bolt hole
 LS V8 30 degree swivel aluminium

PART NO.

MHWN-LS-12AN
PRW5234610 Billet PRW
PRW5234613 Billet PRW
CFRHZ-6145-C Polished CFR

CYLINDER HEADS

Chev LSx AFR Mongoose cathedral port alloy complete 66cc chamber 2.02 intake 1.60 exhaust valves 210cc intake runner CNC ported. Suit hydraulic roller cam applications .600" max lift.
 Chev LSx AFR Mongoose cathedral port alloy complete 65cc chamber 2.02 intake 1.60 exhaust valves 215cc intake runner CNC ported. Suit hydraulic roller cam applications .600" max lift.
 Chev LS3 AFR Mongoose Rectangle port alloy complete 69cc chamber 2.02 intake 1.60 exhaust valves 260cc intake runner CNC ported. Suit hydraulic roller cam applications .600" max lift.
 Chev LS1 alloy cc chamber cc runner 0 int 0 exhaust Made in China
 Chev LS3 alloy cc chamber cc runner 0 int 0 exhaust 1.275 x 2.6 rectangle intake port. Made in China
 Chev LSX alloy cc chamber cc runner 0 int 0 exhaust 1.27 x 2.6 intake port Made in China

PART NO.

AFR1510 Pair, Air Flow Research
AFR1530 Pair, Air Flow Research
AFR1845 Pair, Air Flow Research
CHGM-LS1B Pair, STA
CHGM-LS3B Pair, STA
CHGM-LSXB Pair, STA

CRANKSHAFTS

Chev / Holden LS 3.622 stroke (OR 4.000 stroke) x 2.559 main 4340 forged steel Suit 6.125" rod 58-Tooth reluctor wheel
 Chev / Holden LS 4.000 stroke x 2.559 main 4340 forged steel Suit 6.125" rod 58-Tooth reluctor wheel, centre counterweighted

PART NO.

SC4-LS1-3622-6125-58 (3.622 stroke) Scat
SC4-LS1-4000-6125-58 (4.000 stroke) Scat
SC4-LS1-4000-6125-58-C Scat

CONNECTING RODS

Chev LS1 LS2 6.098 machined I-beam 5140 steel with ARP rod bolts
 Chev LS 6.100 x 2.100 x .945 H-beam bushed 4340 steel with 7/16 Suit aftermarket forged pistons with .945" pins.

PART NO.

SC2-ICR6100-944 Bushed Scat
SC2-ICR6100-944P Press Fit Scat
SC2-LS1-6100-2100-94 (ARP 2000 Cap Screw Bolts) Scat
SC2-LS1-6100-2100-945 (ARP 8740 Cap Screw Bolts) Scat

STROKER KIT

Chev / Holden LS 383ci includes 4.000" stroke 4340 crankshaft, 6.125" I-beam rods, forged pistons rings, main & rod bearings (internally balanced) Scat

PART NO.

SC1-44000BI-X Scat

Continued...

CHEV / HOLDEN LS PERFORMANCE PARTS

ARP FASTENERS

PART NO.

Bellhousing bolt kit Chev LS applications 35mm UHL stainless 12 point	ARP434-0902 Pack of 8
Cam bolt kit Chev / Holden LS M8 x 1.25, 25mm uhl, 10mm wrench	ARP134-1003
Cam retainer plate bolt kit Chev / Holden LS M8 x 1.25, 20mm uhl, 10mm wrench	ARP134-1002
Flexplate bolt kit M11 x 1.5 x 22.5mm UHL 3/4 wrench Chev Holden LS1 LS6	ARP244-2901 Pack of 6
Flywheel bolt kit M11 x 1.5 x 23mm UHL 1/2 wrench Chev Holden LS1, LS2, LS6	ARP330-2802 Pack of 6
Harmonic balancer bolt kit Chev LS1 LS2 LS3 1-1/16" socket size M16 -2.0 TPI 4.325" UHL	ARP234-2503
Harmonic balancer bolt kit Chev LS7 & Gen V LT-1 1-1/16" socket size M16-2.0 TPI 5.185" UHL	ARP234-2504
Head bolt kit Chev LS1 5.7L LS2 6.0L L98 LS3 6.2L LS6 LS7 2004-on 2 x different length bolts	ARP134-3610
Head bolt kit Chev LS1 LS6 5.7L upto-2004 3 x different length bolts	ARP134-3609
Head bolt kit Chev LSA High performance 12 point 8740	ARP134-3713
Head stud kit Chev Dart LS Next iron block with 15 bolt heads 7/16-14 & 3/8-16 threads 2 x different length studs High performance with 12 point nuts	ARP234-4340
Head stud kit Chev LS1 5.7L LS2 6.0L L98 LS3 6.2L LS6 LS7 2004-on 2 x different length studs High performance with 12 point nuts	ARP234-4317
Head stud kit Chev LS1 5.7L LS6 hex nuts upto-2004 3 x different length studs High performance	ARP234-4110
Head stud kit Chev LSA High performance with 12 point nuts	ARP234-4346
Head stud kit Chev LSX High performance with 12 point nuts	ARP234-4319
Header stud kit M8 x 1.750" overall 10mm wrench stainless 300 12 pt nuts Suit 3/8 thick flanges, Chev / Holden LS series engines	ARP434-1301 Pack of 12
Intake manifold bolt kit Chev Holden LS1, LS4, LS6, LM7-5.3, LQ4-6.0 & RL4-4.8 12 point bolts	ARP130-2101 Black Oxide ARP430-2101 Stainless
Intake manifold bolt kit Chev Holden LS with Edelbrock intake 45mm uhl 12 point bolts	ARP130-2102 Black Oxide ARP430-2102 Stainless
Intake Valley Cover Bolt Kit Chev Holden LS1, LS2, LS4, LS6, LM7-5.3, LQ4-6.0 & RL4-4.8 12 point	ARP134-8002 Black Oxide ARP434-8002 Stainless
Main stud kit Chev / Holden LS1, LS6, 5.7L, LS2, 6.0L, L98, LS3, 6.2L V8	ARP234-5608
Main stud kit Chev Dart LS Next iron V8 7/16-14	ARP134-5901
Pressure plate bolts Chev LS1 & LS6 M10 x 1.5	ARP134-2201
Rocker arm stud kit Chev LS series 2.560 OAL M8 x 1.25 bottom 5/16 top	ARP234-7207
Rod bolt kit Chev 427ci, 7.0L, LS7, LS9 with titanium cracked rod 12 point head High performance	ARP234-6302
Rod bolt kit Chev LS1 cracked rod 12 point head High performance Also Holden series III and Toyota 1UZ-FE except LS7 M9 x 1.00 45MM uhl	ARP134-6006
Water pump & thermostat housing bolt kit Chev / Holden LS stainless 12 point	ARP434-3202 8 piece set



ASK US...

Can't find what you're looking for? Let us know! We may be able to source it.
Call: 09 256 1120 | Email: parts@staparts.co.nz



TIMING GEAR SETS

	PART NO.	PART NO.		
Chev Holden V8 LS series 4.8L, 5.3L, 5.7L, 6.0L 2001-on Suit 3 bolt cam (single trigger)	CLOC-3220	Cloyes		
Chev Holden V8 LS series 4.8L, 5.3L, 5.7L, 6.0L 2007-on (contains gears) Suit single bolt cam (multi trigger) Use w/ CLO9-5491 damper	CLOC-3227	Cloyes		
Chev Holden LS2 LS3 LS7 L98 single row Suit 3 bolt cam (multi trigger) Use w/ CLO9-5417	CLOC-3229	Cloyes		
Chev Holden LS1 LS6 double row w/ Torrington bearing L92 L99 LS9. Use w/ CLO9-5417	JP5615T	JP Engineering		
Chev Holden LS1 LS6 L92 L99 LS9 single row w/Torrington bearing Use w/ CLO9-5417	JP5618T	JP Engineering	RCS1135	Rollmaster
Chev Holden LS2 single row w/ Torrington bearing fitted Suit 3 bolt cam (single trigger) Use w/ LO9-5417	JP5622T	JP Engineering	RCS1180	Rollmaster
Chev Holden LS2 double row w/ Torrington bearing fitted Suit 3 bolt cam (single trigger) Use w/ CLO9-5417	JP5623T	JP Engineering	RCS1185	Rollmaster
Chev Holden LS2 LS3 LS7 L98 single row w/ Torrington bearing fitted. Suit 3 bolt cam (multi trigger) Use w/ CLO9-5417	JP5627T	JP Engineering	RCS1190	Rollmaster
Chev Holden LS7 L98 double row w/ Torrington bearing fitted Suit 3 bolt cam (multi trigger) Use w/ CLO9-5417	JP5628T	JP Engineering	RCS1195	Rollmaster
Chev Holden LS7 L98 single row w/ Torrington bearing fitted Suit 1 bolt cam (multi trigger) Use w/ CLO9-5417	JP5633T	JP Engineering	RCS1197	Rollmaster
Chev Holden LS2 single row w/ Torrington bearing fitted & long oil pump drive, 22mm longer than factory. Suit 3 bolt cam (multi trigger)	RCS10010	Rollmaster		
Chev Holden LS1 LS6 L92 L99 LS9 double row w/ Torrington bearing Nitrided gears lwis chain. Use with CLO9-5417	RCS1160	Rollmaster		
Chev Holden LS7 L98 w/ Torrington bearing fitted. Suit single bolt cam (multi trigger) Use w/ CLO9-5417 or w/ CLO9-5491 damper	RCS1198	Rollmaster		
Chev Holden LS series 4.8L 5.3L 5.7L 6.0L V8 Suit 3 bolt cam (single trigger) 1999-2006 contains gears, damper & bolt. Use w/ TC3SR60 60 link single row chain	TTKGMLS			
Cadillac Chev Holden V8 364ci 6.0L 427ci 7.0L LS2 2006-on. Suit 3 bolt cam (multi trigger) contains gears, damper & bolt. Use w/ TC3SR60 60 link single row chain	TTKGMLS7			

ROLLER ROCKERS

	PART NO.	
Rocker Arm Chev Holden LS7 1.8 ratio cast roller fulcrum (Sold each)	GM12579615 (Int)	GM Performance
	GM12579617 (Exh)	GM Performance
Rocker Arm Chev / Holden LS trunnion roller bearing upgrade kit (Set of 16)	PRW1213642MH	M&H
Roller Rocker Set Chev Holden LS1, LS2, LS6 V8 1:7 ratio stainless steel*	PRW0234631	PRW
Roller Rocker Set Chev Holden LS3, L92 V8 1:7 ratio with offset inlet rockers stainless steel*	PRW0236431	PRW
Roller Rocker Set Chev Holden LS1, LS2, LS6 V8 aluminum*	PRW0334611	1:7 Ratio PRW
	PRW0334612	1:8 Ratio PRW
Roller Rocker Set Chev Holden LS1 LS2 LS6 V8 aluminum. Includes guide plates & 8mm to 3/8 studs. Must use w/ aftermarket covers or spacers.	PRW0334618	1:7 Ratio PRW
	PRW0334619	1:8 Ratio PRW
Roller Rocker Set Chev LS3 LS9 LSA L98 Ultralite Pro 8.0mm roller rocker set 1.7:1 ratio. Includes YT 5132 10mm valve cover spacer. Max open spring pressure 480lbs max spring diameter 1.437"	YT6724	YellaTerra
Rocker arms Chev / Holden LS1, LS6, LS2, LQ4, LQ9, 4.8L, 5.3L, 5.7L, 6.0L stock ratio stainless steel (Set of 16) for engines with cathedral intake port heads	RKSS-LS1STA	
Rocker arms Chev / Holden LS3 L99 L76 L92 LSA 6.2L stock ratio all 16 rockers have offset tip stainless steel (set of 16) for engines with rectangle intake port heads	RKSS-LS3STA	

*Some OEM valve covers may require alteration of baffles or use with aftermarket covers or spacers.



UNIVERSAL 8 CYLINDER LEAD SETS 8.00MM OR 9.8MM

Universal spark plug wire sets come with the spark plug terminal and boot installed with the other end open. Distributor cap boots and terminals are included so you can cut the wire to the desired length then install the terminal with a Mini-Stripper-Crimper or similar (not included with M&H sets).

PLUG	DIST	DIAMETER		BLUE	BLACK	RED
Straight	90° Male or Female	8.0mm or 9.8mm	ACCEL4040	BMH	KMH	RMH
90°	90° Male or Female	8.0mm or 9.8mm	ACCEL4041	BMH	KMH	RMH
45°	90° Male or Female	8.0mm or 9.8mm	ACCEL4043	BMH	KMH	RMH
*NOTE: Please add colour suffix to END of Part # i.e. Blue - ACCEL4040BMH						
PLUG	DIST	DIAMETER	BRAND	BLUE	BLACK	RED
Straight	90° Male or Female	8.5mm	MSD Ignition	-	MSD31193	MSD31199
90°	90° Male or Female	8.5mm	MSD Ignition	-	MSD31233	MSD31239
Multi-Angle	90° Male or Female	8.0mm	Street-Fire	-	MSD5542	-
90°	90° Male or Female	8.0mm	Street-Fire	-	MSD5553	-
APPLICATION	DIAMETER	BRAND	BLUE	BLACK	RED	
Chev Holden LS1, LS6 1997-On Corvette, Camaro Stock Replacement	8.0mm	MSD Ignition	-	MSD5572	-	
GM Truck LS 4.8L, 5.3L, 6.0L 1998-2005 Stock Replacement	8.0mm	MSD Ignition	-	MSD5574	-	
Chev Holden LS1 1997-On Multi-Angle	8.5mm	MSD Ignition	-	-	MSD32819	
GM Truck Holden LS2 LS3 10" long 4.8L, 5.3L, 6.0L 1998-on 8 cylinder. 45°	8.0mm	M&H	-	ACCELG-LSMH-1		

ACCESSORIES

LEAD HOLDERS	COLOUR	BRAND	PART NO.
Smooth aluminum (pair)	Polished	CFR Performance	CFRHZ-6061-POL
Finned aluminum (pair)	Polished	CFR Performance	CFRHZ-6061-3-POL
Smooth aluminum (pair)	Polished	M&H	MRG9164GMH
Ball Milled aluminum (pair)	Polished	M&H	MRG9164GMH-1
Brushed aluminum (pack of 2)	Brushed	Mr Gasket	MRG6018
Smooth aluminum (pair)	Black	CFR Performance	CFRHZ-6061-PBK
Finned aluminum (pair)	Black	CFR Performance	CFRHZ-6061-3-PBK
SEPARATOR KITS			
2x 2 wire, 2x 3 wire, 2x 4 wire	Red	Mr Gasket M&H	MRG9727 MRG9727MH
2x 2 wire, 2x 3 wire, 2x 4 wire	Black	Mr Gasket M&H	MRG9728 MRG9728MH
2x 2 wire, 2x 3 wire, 2x 4 wire	Blue	Mr Gasket M&H	MRG9877 MRG9877MH
2x 2 wire, 2x 3 wire, 2x 4 wire	Black	MSD Ignition M&H	MSD8843 MSD8843MH
2x 2 wire, 2x 3 wire, 2x 4 wire	Black	Edelbrock	E22799
CRIMPING TOOLS			
Mini-stripper crimper. Suit 8mm or 8.5mm wire		MSD Ignition	MSD3503
Crimping pliers		MSD Ignition	MSD35051
Crimping pliers		Accel	ACCEL170036
Crimping pliers		STA	TOOLWIRECRIMP

Continued...

ASK US...

Can't find what you're looking for? Let us know! We may be able to source it.
Call: 09 256 1120 | Email: parts@staparts.co.nz



CYLINDER MARKERS

Suit 8.5mm wire 8 cylinder (White) MSD Ignition **MSD3414**

FIREWALL FEED THROUGH

Male/Male (Red) MSD Ignition **MSD8211**

REPLACEMENT BOOTS & TERMINALS
MSD SPARK PLUG WIRE ACCESSORIES

MSD boots are designed with longevity in mind. Each boot provides excellent heat resistance as well as maximum protection against spark loss.



ITEM		M&H	MSD
MULTI-ANGLE BOOTS			
Boots and Terminals	Sold in packs of 2	-	MSD3301
Boot	Sold Each	-	MSD34565
Terminal	Sold Each	-	MSD34605
90° ANGLE BOOTS			
Boots and Terminals	Sold in packs of 2	-	MSD3311
Boot	Sold Each	-	MSD34515
Terminal	Sold Each	-	MSD34615
Boots and Terminals	Sold in packs of 9	-	MSD8850
90° ANGLE BOOTS - HEI STYLE			
Boots and Terminals	Sold in packs of 2	-	MSD3320
Boots and Terminals	Sold in packs of 9	-	MSD8849
Boots and Terminals	Sold in packs of 10	M669MH	-
Boot	Sold Each	-	MSD34555
Terminal	Sold Each	-	MSD34615
90° SOCKET BOOTS			
Boots and Terminals	Sold in packs of 2	-	MSD3321
Boots and Terminals	Sold in packs of 10	M668MH	-
Boot	Sold Each	-	MSD34525
Terminal	Sold Each	-	MSD34635
STRAIGHT SOCKET BOOTS			
Boots and Terminals	Sold in packs of 2	-	MSD3322
90° COIL PLUG BOOTS			
Boots and Terminals	Sold Each	-	MSD3331
LT1 STRAIGHT BOOTS - DISTRIBUTOR ENDS			
Boots and Terminals	Sold in packs of 2	-	MSD3302
LS1 LS6 1997-ON 45° BOOTS - COIL ENDS			
Boots and Terminals	Sold in packs of 2	-	MSD3304
Boots and Terminals	Sold in packs of 8	-	MSD33048



BULK WIRE
SUPER CONDUCTOR SPIRAL CORE WIRE

Engineered from the inside out, the 8.5 offers everything you have ever wanted in a wire; incredibly low resistance without electronic interference! In a single 12 inch length of Super Conductor Wire there is only 40 - 50 ohms of resistance! That is the lowest resistance of any helically wound wire.

SIZE	MSD
Wire, 8.5mm Black	MSD34053
Wire, 8.5mm Red	MSD34059

GOLF CART ACCESSORIES



Trailer Hitch
Universal for golf cart & off road applications only
GOLF-1




Seat Belt
Universal kit.
Suit Ezgo TXT
GOLF-11



Fender Flares
Ezgo TXT.
Black textured. Set of 4
GOLF-4



Fender Flares
Club Car DS
Black textured. Set of 4
GOLF-26



Steering Boss Kits
a) **GOLF-8** Ezgo TXT
b) **GOLF-9** Ezgo TXT
c) **GOLF-12** Yamaha drive



Light Kit
Suit Ezgo TXT.
Includes headlights, taillights & wiring kit
GOLF-6



Light Kit
Suit Ezgo Freedom T48 TXT model. Includes headlights, taillights & wiring kit
GOLF-7



Light Kit
Suit Ezgo TXT, deluxe. Includes dual headlight, taillights, horn & wiring kit
GOLF-13



Light Kit
Suit Ezgo TXT, deluxe. Includes single long headlight, taillights, horn & wiring kit
GOLF-14



Light Kit
Suit Yamaha Drive basic. Includes headlights, taillights & wiring kit
GOLF-37



Light Kit
Suit Club Car Precedent, basic. Includes halogen headlights, led taillights & wiring kit
GOLF-38



Universal Side Mirrors
a) **GOLF-33**
b) **GOLF-32**



Rear foldable 2N1 Seat
Ezgo TXT. Black powder coated, tan material
GOLF-5



Windshields
Suit Ezgo TXT
Tinted **GOLF-3**
Clear **GOLF-17**
Suit Yamaha drive G29
Tinted **GOLF-10**



Nerf Bar w/ Drop Down Side Steps
Fitting kits sold separately.
GOLF-45



Universal Rearview Mirrors
5 Panel **GOLF-18**
Long convex **GOLF-34**



Rain Cover
Suit Ezgo TXT
2 passenger
GOLF-16



Shu-Ran 3" Bluetooth Speaker
Rechargeable, aux input and usb, clamp on to bar, comes with charge cord & input cord
GOLF-19



Front Mount Basket/Tray
For EZGO / Club Car L1120 x W330 x D100mm
Powdercoated steel. May require mounts to be fabricated.
GOLF-20



Voltage Reducer
36 volt to 12 volt
Universal
GOLF-2

BONUS!
All wheels include fitted to rims 215/35-12 tyres & M12 thread wheel nuts



Rims 12"x 6 ET-25 offset
pcd 4 on 4" / 4 on 101.6mm.
Ezgo, Yamaha, Club Car, E-Z-Go
Black & polished finish
WHEEL-9 (Set of 4)



Rims 12"x 6 ET-25 offset
pcd 4 on 4" / 4 on 101.6mm.
Ezgo, Yamaha, Club Car, E-Z-Go
Black & polished finish
WHEEL-11 (Set of 4)
Black finish
WHEEL-12 (Set of 4)



Rims 12"x 6 ET-25 offset
Black & polished finish
pcd 4 on 4" / 4 on 101.6mm.
Ezgo, Yamaha, Club Car, E-Z-Go
WHEEL-13 (Set of 4)



Dashboards
Club Car Precedent 04-08
Carbon **GOLF-28**
Dark Walnut **GOLF-29**
Club Car Precedent 08-On
Carbon **GOLF-30**
Dark Walnut **GOLF-31**



Universal Rear Safety Bar
Black. Comes w/ bolts.
GOLF-36

Golf Cart Chilly Bin
34 x 24 x 23cm
With mounting bracket.
CHILLYBIN-GOLF

ASK US...

Can't find what you're looking for? Let us know! We may be able to source it.
 Call: 09 256 1120 | Email: parts@staparts.co.nz

| WORKSHOP EQUIPMENT



Axle Stands
 Cast ductile locking steel
 3 ton 1250kg per stand
TOOLAXLESTAND3
 6 ton 2500kg per stand
TOOLAXLESTAND6



Workshop Floor Creeper
 Plastic w/ 5 wheels
TOOLCREEPER

Workshop Stool
 Height adjustable
 Min height 425mm
 Max height 545mm
TOOLSTOOL



Engine Crane 2 ton
 Hydraulic boom
 1050-1590mm
 Lifting range 0-2360mm
TOOLENGCRANE-2



Engine Crane Load Leveller
 w/ 4 chains & adjustable spindle to level out load.
 For use w/ engine cranes.
TOOLENGCRANE-LL



Engine Support Beam
 500kg
 Max adjust from 730-1480mm wide,
 0-200mm high adjust
TOOLENGSUPPORT



Guard Roller & Flaring Tool
 Fits most 4 and 5 stud wheels. Black finish
TOOLGUARDROLLER



Engine Stands
 4 wheel 1250lb
 Centre height 820mm
TOOLENGSTAND-1

5 wheel 2000lb
 centre height 815mm
 Foldable legs
TOOLENGSTAND-2



Engine Lift Plates
 Chev / Holden LS Series
 heavy duty 3/16 thick zinc oxide steel
TOOLENGINEPLATE-LS

Universal - Fits most Edelbrock Holley 2 barrel & 4 barrels patterns also dominators
PRW1200501MH



Wheel Dollies
 For tyres up to 265mm wide 1000lbs 4
 54kg per dolly (Sold in pairs)
TOOLWD1000



STA Mechanics Protective Seat + Steering Wheel Cover
TOOLSEAT
Fender Cover Guard Vinyl
TOOLFEND



1.5 ton Workshop Floor Jack
 Low profile
 Alloy double pump
 Min height 80mm
 Max 375mm
TOOLJACKF1.5LOW



3 ton Workshop Floor Jack
 Min height 135mm
 Max 500mm
TOOLJACKF3.5



3 ton Workshop Floor Jack
 Low profile
 Min height 75mm
 Max 505mm
TOOLJACKF3LOW



Parts Washer
 20 Gal Free standing
 760mm wide x 530mm deep x 870mm tall
TOOLWASHER



Sand Blaster
 220L
 Free standing
TOOLSAND



Engine Cradle Heavy Duty
 Chev SB/BB
TOOLENGINECRADLE
 Chev / Holden LS
TOOLENGINECRADLE-LS



Engine Cradle Heavy Duty
 Ford SB
 Designed to work with stock & most aftermarket blocks including Dart, World & Ford Boss w/ ribbed engine mount bosses & bulged water jackets
TOOLENGINECRADLE-F
 Ford 429ci, 460ci BB
TOOLENGINECRADLE-BBF



Engine Cradle Heavy Duty
 Chrysler / Mopar BB 383ci, 400ci, 426ci Wedge, 440ci B, RB,
 Will not work with 392ci or 426ci Hemi engines
TOOLENGINECRADLE-BBM
 Chrysler/Mopar SB
TOOLENGINECRADLE-SBM



Car Rotisserie
 3300lbs or 1500kg
 3mm steel 3 ton rams
 Max length 6.3m
TOOLROTISSERIE



Timing Light
 Pro Series
 The light provides stable, reliable signals from 0 to 10,000 rpm so that you can be sure of your tune all the way through red-line.
MSD8992

RUSSELL PROFLEX, PRORACE & PROCLASSIC HOSE WITH EASY FIT SWIVEL HOSE ENDS



Step 1:

Using electrical or race tape, tightly wrap the hose at the point you are going to cut. (This helps to prevent the wire braid from fraying)

Hold the hose firmly in a vice close to the tape

Using a sharp hacksaw (with two blades opposing one another or an abrasive cut-off wheel) cut through the tape

Trim off any frayed ends and remove the tape



Step 2:

Unscrew the red socket of the hose end from the nipple

Secure the socket in a vice using soft vice jaws and push the hose into the socket by turning it counter-clockwise. The hose will stop at the bottom step of the socket.



Step 3:

Place the nipple assembly of the hose end in a vice using soft vice jaws

Apply assembly lube to the threads of the socket and to the nipple assembly

Generously lubricate the inside of the hose with rubber grease or lube. I.e: Russell #E671570 or Dynatex #DYN49593



Step 4:

Start the socket over the nipple by hand and tighten as far as possible by hand

Using an AN wrench, tighten until it reaches the nipple hex or when there is no more than 1/16" gap between the nipple/socket assembly.



Finished hose assembly.



**ALWAYS LUBRICATE AN THREADS.
CLEAN & PRESSURE TEST ALL HOSE ASSEMBLIES BEFORE INSTALLATION**

TWIST 'N' FIT HOSE WITH TWIST 'N' FIT HOSE ENDS



Step 1:

Using a sharp knife or shears, cut the hose to the required length.



Step 2:

Generously lubricate the inside of the hose with rubber grease or lube & the barbed end of hose end

Insert barbed end into hose using a twisting action

Place the swivel end at center hex in a vice. Using a twisting action, make the bottom of hex even with hose edge, rubber insulator will cover the end of the hose

Hose may need to be heated up in hot water if difficult to fit using the above technique.



Step 3:

Finished hose assembly.

Use with Hose on page 7



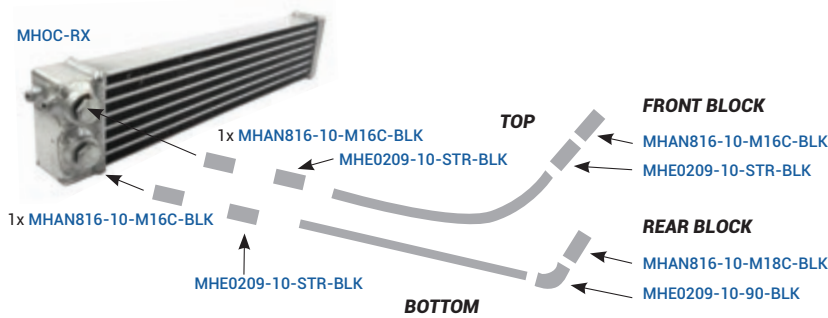
**ALWAYS LUBRICATE AN THREADS.
CLEAN & PRESSURE TEST ALL HOSE ASSEMBLIES BEFORE INSTALLATION**

ASK US...

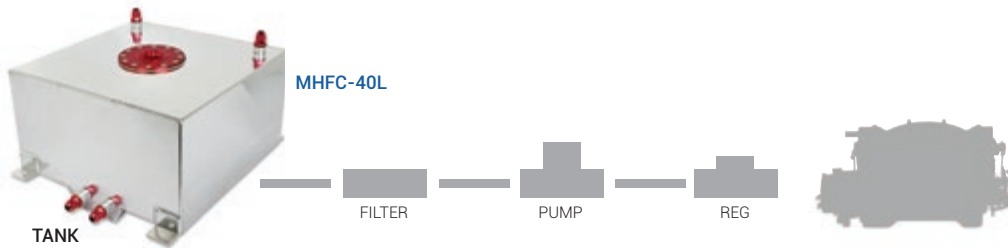
Can't find what you're looking for? Let us know! We may be able to source it.
Call: 09 256 1120 | Email: parts@staparts.co.nz

ROTARY OIL COOLER REFERENCE DIAGRAM

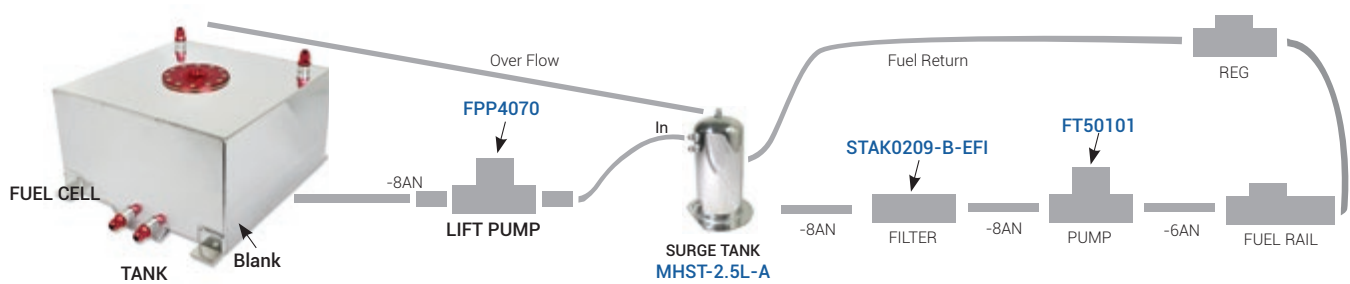
MHOC-RX-KIT



CARBURETTED FUEL SYSTEM REFERENCE DIAGRAM - NON RETURN SYSTEM



COMMON EFI FUEL SYSTEM REFERENCE DIAGRAM - SINGLE PUMP



COMETIC GASKETS

GASKETS AND ENGINE SEALING SOLUTIONS

Superior performance across a wide variety of engine types and sizes, Cometic manufactures gaskets from a comprehensive range of materials. Whether the situation calls for the latest in advanced technology like the MLS (Multi-Layer Steel) Gasket, or a synthetic blend such as Aramid Fiber, Cometic finds a solution. Cometic stays on the forefront of gasket design technology by utilizing in-house dynamometers and engine assembly rooms to bring its distributors, retailers and ultimately the end-user, the most reliable gaskets available today.

HEAD GASKETS

APPLICATION	BORE	THICKNESS	NOTES	COMETIC
Buick, Holden 3.8L V6 95-04	3.860	.066 1.50mm	Left Hand	COMC5720-066
	3.860	.066 1.50mm	Right Hand	COMC5721-066
Chev BB 396 454 V8	4.320	.040 1.00mm		COMC5816-040
	4.320	.051 1.30mm		COMC5816-051
	4.375	.051 1.30mm		COMC5329-051
Chev BB 396 502 V8	4.540	.080 2.00mm		COMC5330-080
	4.540	.040 1.00mm		COMC5330-040
	4.540	.051 1.30mm		COMC5330-051
	4.540	.060 1.50mm		COMC5330-060
	4.540	.080 2.00mm		COMC5330-080
	4.630	.040 1.00mm		COMC5331-040
	4.630	.051 1.30mm		COMC5331-051
	4.630	.060 1.50mm		COMC5331-060
Chev LSX Race Block	4.185	.051 1.30mm	Right Hand	COMC5935-051
	4.185	.051 1.30mm	Left Hand	COMC5936-051
Chev SB 262 350 V8	4.060	.027 0.70mm		COMC5245-027
	4.060	.040 1.00mm		COMC5245-040
	4.060	.051 1.30mm		COMC5245-051
	4.060	.070 1.80mm		COMC5245-070
	4.100	.040 1.00mm		COMC5246-040
	4.100	.051 1.30mm		COMC5246-051
	4.100	.060 1.50mm		COMC5246-060
	4.100	.080 2.03mm		COMC5246-080
	4.185	.051 1.30mm		COMH1076SPB051S
Chev SB 262 400 V8	4.165	.027 0.70mm		COMC5248-027
	4.165	.040 1.00mm		COMC5248-040
	4.165	.051 1.30mm		COMC5248-051
	4.165	.060 1.50mm		COMC5248-060
	4.165	.075 1.90mm		COMC5248-075
Chev SB 262 400 V8	4.200	.027 0.70mm		COMC5249-027
	4.200	.040 1.00mm		COMC5249-040
	4.200	.051 1.30mm		COMC5249-051
	4.200	.060 1.52mm		COMC5249-060
Chev SB 400 Vortec	4.165	.051 1.30mm		COMC5410-051
Chev SB with Brodix heads	4.030	.040 1.00mm		COMC5399-040
Chrysler 273 318 340 360 SB	4.040	.040 1.00mm		COMC5633-040
	4.180	.040 1.00mm		COMC5456-040
Chrysler 361 383 400 413 426 440 BB V8	4.410	.040 1.00mm		COMC5462-040
Chrysler A-4 A-8 block with W7/8/9 heads	4.165	.040 1.00mm		COMC5828-040
	4.165	.051 1.30mm		COMC5828-051
Chrysler SB with W7/8/9 heads	4.165	.040 1.00mm		COMC5581-040
Chrysler Valiant 215 245 265 Hemi L6	3.975	.040 1.00mm		COMH3309SP1040S



Can't find what you're looking for?
 Let us know! We may be able to source it.
 Call: 09 256 1120 or Email: parts@staparts.co.nz

HEAD GASKETS *Continued...*

APPLICATION	BORE	THICKNESS	NOTES	COMETIC
Falcon 4.0L sohc 12V L6 AU 98-02	3.975	.040 1.00mm		COMC4597-040
Ford 2.0L Cortina Pinto	92.50mm	.040 1.00mm		COMC4218-040
	92.50mm	.040 1.00mm		COMH1267SP1040S
	92.50mm	.051 1.30mm		COMH1267SP1051S
Ford 302 351 Cleveland SVO	4.100	.040 1.00mm		COMC5871-040
	4.100	.051 1.30mm		COMC5871-051
	4.100	.080 2.00mm		COMC5871-080
	4.180	.051 1.30mm		COMH2425SP3051S
Ford 429 460 BB V8	4.400	.060 1.52mm		COMC5666-060
	4.400	.051 1.30mm		COMC5666-051
	4.500	.040 1.00mm		COMC5667-040
Ford 5.0L Coyote V8 2011-14	94.00mm	.040 1.00mm	Left Hand	COMC5287-040
	94.00mm	.040 1.00mm	Right Hand	COMC5286-040
Ford BDA Crossflow Twin Cam	84.00mm	.040 1.00mm		COMC4140-040
Ford SB 289 351W SVO	4.155	.040 1.00mm		COMC5483-040
	4.155	.051 1.30mm		COMC5483-051
	4.100	.040 1.00mm		COMC5481-040
	4.100	.051 1.30mm		COMC5481-051
Ford SB 289 351W Non SVO block w/ Dart heads	4.180	.027 0.70mm		COMC5516-027
	4.180	.040 1.00mm		COMC5516-040
Ford SB 289 351W Non SVO	4.030	.040 1.00mm		COMC5511-040
	4.080	.040 1.00mm		COMC5513-040
	4.100	.040 1.00mm		COMC5514-040
	4.200	.040 1.00mm		COMC5517-040
	4.200	.051 1.30mm		COMC5517-051
Ford SB 289 351W	4.060	.040 1.00mm		COMC5479-040
	4.080	.030 0.76mm		COMC5480-030
	4.080	.040 1.00mm		COMC5480-040
	4.080	.051 1.30mm		COMC5480-051
	4.080	.030 .75mm		COMC5651-030
Ford Duratec 2.0L dohc 16V	86.00mm	.040 1.00mm		COMH2782SP1040S
	89.00mm	.030 0.75mm		COMH2782SP2030S
Holden 304 308 5.0L 348 5.7L	4.100	.027 0.70mm		COMC5806-027
	4.100	.040 1.00mm		COMC5806-040
	4.100	.051 1.30mm		COMC5806-051
Holden Chev LS1 5.7L V8 Gen III 97-07	3.910	.051 1.30mm		COMC5475-051
	3.910	.045 1.10mm		COMC5475-045
Holden Chev LS2 6.0L V8 Gen III	4.060	.027 0.70mm		COMC5751-027
	4.060	.051 1.30mm		COMC5751-051
Holden Chev LS3 L92 6.2L V8 Gen III	4.100	.040 1.00mm		COMC5489-040
	4.100	.051 1.30mm		COMC5489-051
	4.100	.066		COMC5489-066
Holden Chev LS7 7.0L V8 Gen III 06-On	4.150	.051 1.30mm		COMC5889-051
Mitsubishi 4G63/T dohc 16V turbo VR4 EVO 1-3	86.00mm	.051 1.30mm		COMC4234-051
	86.00mm	.060 1.50mm		COMC4234-060
	86.00mm	.070 1.80mm		COMC4234-070
	86.00mm	.095 2.40mm		COMC4234-095
Mitsubishi 4G63 dohc turbo 1996-on EVO 4-8	86.00mm	.060 1.50mm		COMC4156-060
Nissan E15 sohc	78.00mm	.040 1.00mm		COMH0876SP4040S

HEAD GASKETS *Continued...*

APPLICATION	BORE	THICKNESS	COMETIC
Nissan RB20E RB20DE RB20DET	80.00mm	.051 1.30mm	COMC4495-051
	80.00mm	.060 1.50mm	COMC4495-060
Nissan RB25DE RB25DET 1993-On	87.00mm	.051 1.30mm	COMC4318-051
	87.00mm	.060 1.50mm	COMC4318-060
	87.00mm	.080 2.00mm	COMC4318-080
Nissan RB26DETT dohc 24V twin turbo	87.00mm	.051 1.30mm	COMC4320-051
	87.00mm	.060 1.50mm	COMC4320-060
	87.00mm	.075 1.90mm	COMC4320-075
	87.00mm	.040 1.10mm	COMC4320-040
Nissan RB30E RB30ET	87.00mm	.051 1.30mm	COMC4323-051
	87.00mm	.120 3.00mm	COMC4323-120
Nissan SR20DE SR20DET HP S14 S15 VCT Silvia	88.50mm	.040 1.00mm	COMC4283-040
Nissan SR20DE SR20DET S13 Silvia	87.50mm	.040 1.00mm	COMC4324-040
	87.50mm	.051 1.30mm	COMC4324-051
	87.50mm	.060 1.50mm	COMC4324-060
Nissan SR20DE SR20DET S14 S15 VCT Silvia	88.50mm	.060 1.50mm	COMC4283-060
	88.50mm	.080 2.00mm	COMC4283-080
Nissan SR20DET GTiR Pulsar	87.50mm	.040 1.00mm	COMC4543-040
Subaru EJ20 dohc turbo	93.00mm	.060 1.50mm	COMC4261-060
	93.00mm	.070 1.80mm	COMC4261-070
	93.00mm	.095 2.40mm	COMC4261-095
	93.0mm	.040 1.00mm	COMC4261-040
	93.0mm	.051 1.30mm	COMC4261-051
Subaru EJ25 dohc 16V	100.00mm	.060 1.50mm	COMC4264-060
Subaru EZ30 Dohc 3.0L	90.00mm	.030 .80mm	Left Hand COMC4623-030
	90.00mm	.030 .80mm	Right Hand COMC4624-030
Toyota 1UZ-FE race		.060 1.50mm	Left Hand COMC4137-060
	92.50mm	.060 1.50mm	Left Hand COMH0619SP3060S
	92.50mm	.060 1.50mm	Right Hand COMH0622SP3060S
		.060 1.50mm	Right Hand COMC4136-060
Toyota 2JZ-GTE 1991-2002	87.00mm	.060 1.50mm	COMC4276-060
Toyota 3S-GTE 1987-97	87.00mm	.051 1.30mm	COMC4314-051
	87.00mm	.060 1.50mm	COMC4314-060
	87.00mm	.080 2.00mm	COMC4314-080
Toyota 4A-GE	83.00mm	.060 1.50mm	COMC4166-060
Toyota 4U-GSE, Subaru FA20 H4 dohc 2012-On	89.50mm	.032 0.81mm	Right Hand COMC4588-032
	89.50mm	.032 0.81mm	Left Hand COMC4589-032
Toyota 7M-GTE 1986-92	86.00mm	.060 1.50mm	COMC4275-060
	84.00mm	.051 1.30mm	COMC4278-051



Can't find what you're looking for?
 Let us know! We may be able to source it.
 Call: 09 256 1120 or Email: parts@staparts.co.nz



MANIFOLD GASKETS - EXHAUST

APPLICATION	PORT	THICKNESS	NOTES	COMETIC
Chev BB V8 396-502	1.920 round port	.030 .75mm	Large Race	COMC5896-030
	1.850 x 1.900 square	.030 .75mm	Large Race	COMC5897-030
	2.130 round port	.030 .75mm	X-Large Race	COMC5996-030
Chev SB V8 262-400	1.45 x 1.60 port	.030 .75mm	Large Race	COMC5894-030
Ford SB V8 289-351W	1.12 x 1.48		Stock or Small Race	COMC5898-030
	1.127 x 1.750		Medium Race	COMC5899-030
Mitsubishi 4G63T EVO 4-On				COMC4199-030
Nissan RB20DE/T RB25DE/T				COMC4177-030
Nissan RB26DETT				COMC4202-030
Nissan SR20DET				COMC4200-030
Subaru EJ20/T EJ25/T 1989/04-On				COMC4204-030



VALVE REGRIND / TOP END GASKET KITS



APPLICATION	NOTES	COMETIC
Mitsubishi 4G63 G63B VR4 1987-92	Incls .051 1.30mm h/gasket	COMPRO2006T
Nissan RB20DET dohc turbo 24V 1989/05-1995 Cefiro A31 Laurel C33 Skyline R32	Incls .051 1.30mm h/gasket Doesn't contain PB539 x 20 valve cover washers or LA659 x 2 cam end seal	COMPRO2015T
Nissan RB25DET dohc 1993/08-97/09 Gloria Y33 Laurel C34 Skyline R33	Incls .051 1.30mm h/gasket Doesn't contain PB539 x 20 valve cover washers or LA659 x 2 cam end seal	COMPRO2016T
Nissan RB26DETT dohc 24V twin turbo	Incls .051 1.30mm h/gasket Doesn't contain valve cover washers end seal. Order seperately 20 x PB539, 2 x LA659	COMPRO2017T
Nissan SR20DET dohc 16V turbo (VCT) Silvia 1994/04-1996/07	Incls .045 1.10mm h/gasket Doesn't contain RC3039 rocker cover gasket	COMPRO2009T
Nissan SR20DET dohc 16V turbo 1990/08-1995 N14 GTiR pulsar	Incls .040 1.00mm h/gasket Doesn't contain JN868 x 4 / SPT031-4	COMPRO2010T
Nissan SR20DET dohc 16V turbo 1991/01-1998/12 Silvia S13	Incls .045 1.10mm h/gasket Doesn't contain RC3110 rocker cover gasket	COMPRO2008T

CONVERSION / BOTTOM END GASKET KITS



APPLICATION	NOTES	COMETIC
Mitsubishi 4G62 4G63		COMPRO2006B
Mitsubishi 4G63 sohc 8V & 16V dohc 4G64 sohc dohc 16V 1992-On		COMPRO2007B
Nissan SR20DE SR20DET 1993/10-98/12		COMPRO2010B
Nissan RB Series All RB20, RB25, RB30, RB26		COMPRO2017B



ROYAL PURPLE PERFORMANCE OILS API-LICENSED MOTOR OIL

Royal Purple's API-licensed Motor Oil combines premium base oils with proprietary additive technologies to create high performance motor oils that optimize engine performance. Royal Purple's API-licensed motor oil delivers superior protection and improves performance in gasoline and diesel engines. Compatible with synthetic and conventional motor oils. Royal Purple also offers mono-grade motor oils in SAE 30, SAE 40 and SAE 50 weights.



- Better wear protection
- Increased fuel efficiency
- Better protection of the catalytic emission system
- Improved compatibility with fuels containing ethanol
- Superior corrosion protection

GRADE	1-QT	1-GAL	5-GAL
SAE 30	RP01030	-	-
SAE 40	RP01040	-	-
SAE 50	RP01050	-	RP05050
5W-30	RP01530	-	RP05530
10W-30	RP01130	-	RP05130
10W-40	RP01140	-	RP05140
15W-40	RP01154	RP04154	RP05154
20W-50	RP01250	-	RP05250

HPS® HIGH PERFORMANCE ENGINE OIL (WITH SYNERLEC®)

HPS is recommended for use in gasoline and diesel automotive, commercial fleet and stationary industrial engines. Royal Purple® HPS® Series motor oil is specifically formulated to maximize performance and meet the demands of high performance and modified engines. HPS is recommended for vehicles no longer under manufacturer warranty and for those seeking a higher level of performance and protection. Royal Purple HPS oils are fortified with a high level of zinc / phosphorus anti-wear additive and a generous dose of Royal Purple's proprietary Synerlec® additive technology. These unique formulations enable HPS oils to outperform leading synthetic and conventional lubricants in both gasoline and diesel engines.



- Exceptionally high film strength for dramatic reductions in engine wear and reduced engine heat to extend the life of your engine
- Improved sealing between the piston ring and cylinder wall maximizes horsepower and torque and optimizes fuel economy
- Exceptional oxidation stability extends oil life and allows for more miles driven between oil changes saving you time, money and reducing the impact on the environment.
- Advanced synthetic solvency reduces engine deposits and keeps engines clean
- Outstanding wear protection for valve train components, including performance roller lifter and high lift flat tappet camshafts and lifters
- Superior corrosion protection

GRADE	1-QT	1-GAL	5-GAL
5W-20	RP31520	-	-
5W-30	RP31530	-	RP05530
10W-30	RP31130	-	-
10W-40	RP31140	-	RP35140
20W-50	RP31250	-	-



XPR® (EXTREME PERFORMANCE RACING)

Royal Purple® XPR® (Extreme Performance Racing) oils are recommended for use in various racing applications, and are popular in a variety of motorsports including: NASCAR, NHRA, World of Outlaws and Bonneville Salt Flats. Contains Royal Purple's proprietary Synerlec® additive technology.



- Greater wear protection on startup
- Increased horsepower
- Extends equipment life
- No flushing required when switching from other synthetic engine oils or conventional engine oils
- Non-foaming
- Outstanding rust / corrosion protection
- High temperature service capability
- XPR resists displacement, dilution and emulsion caused by exotic fuels, such as alcohol and methanol.

GRADE	1-QT	1-GAL	5-GAL
0W-10	RP01009	-	
5W-20	RP01011	-	RP05011
5W-30	RP01021	-	RP05021
10W-40	RP01041	-	RP05041
20W-50	RP01051	-	RP05051

DURALEC® SUPER™

Royal Purple Duralec Super motor oil is a high performance engine oil made for emission-controlled diesel engines utilizing emissions equipment such as: DPF's, Catalytic Converters, EGR, and SCR injection. Specifically formulated to maximize component life, extend drain intervals and improve fuel performance. These premium lubricant formulations provide excellent high temperature resistance and low temperature pumpability, outstanding soot dispersancy, improved rust and corrosion protection, and prevention of varnish and sludge formation.



- Greater wear protection and extends oil drain intervals
- Superior corrosion protection
- Reduces exhaust emissions and keeps engines clean
- API-licensed CK-4 diesel motor oils
- Will not harm seals.

GRADE	1-QT	1-GAL	5-GAL
10W-30	-	RP83130	-
15W-40	RP01154	-	RP05154

MAX ATF® SYNTHETIC AUTOMATIC TRANSMISSION FLUID

Royal Purple® Max ATF® is a synthetic, high performance, automatic transmission fluid. Its high film strength helps to dramatically reduce heat and wear.

Automatic transmissions generate a great deal of heat and depend on the transmission fluid for cooling and protection. More than 90 percent of all automatic transmission failures are caused by overheating. A 20 F reduction in fluid temperature can double the life of the transmission (Source: Perma Industries Inc.). Max ATF significantly reduces heat to extend the life of your transmission.

Max ATF is fully compatible and can be mixed with other automatic transmission fluids. However, for the best results drain or flush the current oil and then fill with Max ATF.



GRADE	1-QT	1-GAL	5-GAL
ATF	RP01320	-	RP05320

MAX GEAR® HIGH PERFORMANCE GEAR OIL (WITH SYNERLEC®)

Max Gear is recommended for truck and automotive differentials, outboard motor lower units or in rear axles or manual transmissions requiring an API fluid. Max Gear is a high performance automotive gear oil designed to provide maximum protection to heavily loaded gears while increasing power throughput through the drivetrain. Max Gear virtually eliminates both gear and bearing wear—even under severe squeeze film conditions caused by extremely high loads, sudden shock loads or low RPMs. Slippery, synthetic molecules not only reduce wear and friction but significantly increase Max Gear's cold weather fluidity and lubricity, making it the ideal choice for vehicles operating in cold climates. Gears run smoother, quieter, cooler and longer without overhauls. It is noncorrosive to both ferrous and nonferrous metals.

- Maximizes horsepower
- Extends gear and bearing life
- Reduces operating temperature
- Lower coefficient of friction
- Superior corrosion protection
- Separates rapidly from water
- For use with open, limited-slip and locking differential
- Contains limited-slip friction modifier



GRADE	1-QT	1-GAL	5-GAL
75W-90	RP01300	-	RP05300
75W-140	-	-	RP05301
80W-90	-	-	RP05302
80W-140	RP01303	-	RP05303

ENGINE BREAK-IN OIL

Engine builders have grown increasingly concerned that current engine oils that are API licensed for new cars and trucks do not provide adequate wear protection for freshly built performance engines, particularly those using flat tappet camshafts and lifters. Royal Purple has addressed this issue with Royal Purple® Break-In Oil.

Royal Purple Break-In Oil is formulated to provide the critical wear protection needed by the engine valve train and camshaft while allowing new piston rings to quickly seat to the engine cylinder walls. Break-In Oil combines highly refined mineral oil (preferred for engine break-in) with an advanced additive package containing elevated levels of zinc/phosphorus anti-wear additive to optimize wear protection during the sensitive engine break-in phase.

Royal Purple Break-in Oil is a fully formulated conventional 10W-30 engine oil and does not require the use of any other chemical additives. Royal Purple recommends switching to a high-performance synthetic Royal Purple engine oil after break-in for maximum engine performance and protection.



GRADE	1-QT	1-GAL	5-GAL
10W-30 Engine Break-In	RP11487	-	RP11501

MAX-TUFF® ASSEMBLY LUBE (WITH SYNERLEC®)

Royal Purple® Max-Tuff® is an ultra-tough, synthetic assembly lubricant. It's designed for use in the build or repair of any mechanical component that needs immediate lubrication and protection from the first use. Max-Tuff utilizes unique, synthetic molecules that adhere to metal surfaces to create a formidable, load-bearing physical barrier between surfaces. This minimizes the metal-to-metal contact and wear in boundary lubrication conditions. It also provides excellent protection against rust and corrosion of both ferrous and nonferrous metals.

- Greater wear protection
- Clean, efficient equipment
- Extends equipment life
- Compatible with conventional mineral and synthetic oils
- Non-foaming
- Outstanding rust / corrosion protection
- High temperature service capability



GRADE	2OZ BOTTLE	8OZ BOTTLE
Max-Tuff	RP10553	RP01335



PURPLE ICE®

Royal Purple® Purple Ice® is a high performance radiator conditioner. Its advanced 2-in-1 corrosion inhibitor and wetting agent provides year-round defense against corrosion and reduces the surface tension of the radiator coolant to help reduce engine temperatures.

Extensive testing confirms Purple Ice reduces coolant temperatures better than comparable products while providing extra corrosion protection. For example, the average operating temperature of a 350 c.i.d. V8 engine (equipped with 160 thermostat) when dyno-tested with different coolants are:

- Reduces coolant surface tension to allow greater heat transfer, resulting in lower coolant temperatures
- Reduces hot spots in the engine and cylinder heads, reducing the possibility of engine failure
- Helps prevent overheating, keeps the system clean and extends the life of the water pump
- Safe to use with water-only or antifreeze / water blends
- Compatible with OEM and stock replacement coolants, including extended-life antifreezes
- Does not contain glycol and is safe and legal for track use



GRADE

Purple Ice

12OZ

RP01600

ROYAL FLUSH – COOLING SYSTEM FLUSH

Royal Flush is an engine cooling system flush and cleaner that maintains and restores cooling system efficiency. Using a proprietary formula originally developed for cleaning high-end, industrial cooling towers and heat exchangers, Royal Flush contains unique technology not found in any other automotive cooling system flush and/or cleaner on the market.

A highly concentrated product, Royal Flush helps remove oils, scums, gels, slimes, corrosion byproducts, and other contaminants. It is a one-step product that contains no acids, is completely safe to use, and does not require use of a post-flush neutraliser. It cleans the entire cooling system, neutralises acidic build-up, and restores cooling efficiency.

Royal Flush maintains clean metal surfaces inside engines and radiators, which optimises heat transfer. Over time, inhibitors in antifreeze, contaminants in water, and tiny rust particles become insoluble, and form antifreeze gels. Royal Flush contains industrial-grade detergents that chemically "scrub" surfaces inside the cooling system to remove contaminants. Using corrosion inhibitors that "prime" metal surfaces inside the cooling system, Royal Flush prepares the cooling system for follow-up treatment with Purple Ice.

- Optimises cooling efficiency and prevents overheating
- Cleans radiator and entire cooling system
- Neutralises combustion byproducts
- pH balanced to protect aluminium radiators



GRADE

Royal Flush

12OZ

RP01650

MAXFILM® MULTIPURPOSE LUBRICANT/PENETRANT (WITH SYNERLEC®)

Royal Purple® Maxfilm® is a high film strength, multipurpose, synthetic lubricant / penetrant that excels in a wide array of applications. Maxfilm deeply penetrates, cleans and loosens rusted parts. Once applied, its solvent carrier evaporates and leaves a tenacious, thixotropic lubricating film on all metal surfaces, providing long-lasting protection against wear, rust and corrosion.

Maxfilm contains Royal Purple's proprietary Synerlec® additive technology, which is proven to make equipment run smoother, cooler, quieter, longer and more efficiently. Maxfilm uses a non-petroleum (CO2) propellant.

- Loosening stuck parts such as nuts, bolts, locks, hinges, etc.
- Lubrication of power tools, hinges, chains, rollers, open gears, fishing tackle, lawn equipment, etc.
- Preserving and protecting parts in storage, disassembled machinery parts, wire ropes, etc., against rust and corrosion
- Use as a manual cutting fluid to facilitate the ease of hand drilling, tapping, metal cutting, etc., of steel and aluminum



GRADE

Maxfilm

4OZ CAN

RP10035

MAX-TANE®



Royal Purple® Max-Tane® is formulated for year-round use in all types of light, medium and heavy duty diesel engines, and is compatible with any type or grade of diesel fuel, including #1 diesel and #2 diesel, biodiesel and ultra-low-sulfur diesel (ULSD). Max-Tane is specifically formulated to solve problems associated with today's new HPCR (High Pressure Common Rail) diesel injection systems. Safe for use with all types of diesel exhaust emission systems equipment, including diesel particulate filters (DPFs) and catalytic converters. Do not pour into Diesel Exhaust Fluid.

- Increases Cetane Number by up to 8*
- Increases fuel economy by up to 10%
- Improves engine startup and reliability in both warm and cold temps
- Improves cold flow by preventing gelling
- Cleans deposits from fuel injectors, combustion chambers, intake valves and piston crowns
- Provides lubricity to entire fuel system
- Reduces smoke and odor

* When used as directed.

GRADE

10OZ BOTTLE

RP11756

MAX-BOOST®



Royal Purple® Max-Boost™ is a high-performance octane booster and fuel treatment that increases gasoline octane, reduces emissions, and enhances engine performance while stabilizing fuel. Max-Boost is formulated with MMT, which delivers the best octane enhancement to help eliminate engine damaging detonation, pre-ignition, and pinging or knocking from low octane gasoline.

Formulated for engines equipped with carburetors, port fuel injection and direct injection, as well as turbocharged, supercharged and nitrous-injected engines. Safe for use in leaded and unleaded gasolines, and alternate fuels like gasohol, reformulated gasoline, and all ethanol blends. Safe for oxygen sensors & catalytic converters.

- Reduces engine knocking and pinging
- Raises octane rating up to 30 points or 3 numbers
- Cleans deposits from fuel injectors
- Restores lost power due to knock-retard in computer controlled engines
- Replaces lead additives for protection of non-hardened valve seats
- Stabilizes fuel

GRADE

16OZ BOTTLE

RP11757

MAX-ATOMIZER™



Royal Purple® Max-Atomizer™ is a highly concentrated, high performance fuel injector cleaner. Specially formulated to solve problems with today's direct injection engines, but can be used with any type of fuel injection. Max-Atomizer contains highly concentrated polyether amine (PEA) detergents that quickly clean clogged and coked injectors to restore maximum injector flow.

This optimizes injector spray patterns and better atomizes fuel as it enters the combustion chamber. The result is improved fuel economy, enhanced power and performance, reduced emissions, smoother idle, and quicker / easier starts. Max-Atomizer is the only fuel injector cleaner that also stabilizes ethanol, which chemically breaks down to cause harmful effects to an engine.

- Restores fuel economy
- Stabilizes ethanol
- Maximizes horsepower
- Improves responsiveness
- For use in both gasoline and diesel engines
- Recommended for all ethanol blends
- Will not harm vehicle emissions equipment
- EPA / CARB Compliant

GRADE

6OZ BOTTLE

RP18000

ULTRA-PERFORMANCE® GREASE



Ultra-Performance Grease is a high performance, aluminum complex grease. It has outstanding EP capabilities and excellent water resistance to both emulsion and washout. Can be pumped at low temperatures, is stable at high temperatures and has excellent oxidation resistance to extend service life and to provide a margin of safety between lubrication intervals.

GRADE

CARTRIDGE

14.5oz cartridge

RP30312



Can't find what you're looking for?
 Let us know! We may be able to source it.
 Call: 09 256 1120 or Email: parts@staparts.co.nz



VP RACING ADDITIVES RACE FUEL TECHNOLOGY FOR YOUR DAILY DRIVER

VP's Additives are engineered to improve performance and save you money at the pump & at the shop.

VP RACING

FUEL SYSTEM CLEANER

Clean your entire fuel system for up to 5000 miles. VP's Fuel System Cleaner increases fuel mileage, restores performance, and virtually eliminates knocks and pings. The advanced formula reduces harmful emissions in all street and off-road uses. 16 ounces treats up to 20 Gal.

Fuel System Cleaner	16oz	VP2805
---------------------	------	--------

FUEL STABILIZER WITH ETHANOL SHIELD

Ethanol Protection Additive. Stability for the long road ahead. Eliminates the problems caused by ethanol fuel while reducing heat and extending engine life. Fuel Stabilizer with Ethanol Shield protects your engine and prevents repairs. 8oz. treats up to 80 Gal (303L). For use in all 4-cycle & 2-cycle gasoline engines.

Fuel Stabilizer with Ethanol Shield	8oz	VP2815
-------------------------------------	-----	--------

POWER BOOST

Combustion Enhancing Additive. Power you can feel. Restore the power your engine once had. Cleans fuel system and removes deposits from the combustion chamber. Power Boost gives you a "seat-of-the-pants" jolt that makes driving fun again, while reducing the need for higher-octane gasoline. 16oz. treats up to 18 Gal (68L) Improves vaporization & enhances combustion. Reduces or eliminates knocking and pinging. For use in all 4-cycle & 2-cycle gasoline engines

Power Boost	16oz	VP2825
-------------	------	--------

DIESEL ALL-IN-ONE FUEL CONDITIONER

Fuel Conditioning Additive - Treat your Diesel right. Get more out of your diesel engine with Diesel All-In-One Fuel Conditioner. All-In-One Fuel Conditioner cleans injectors and pumps, increases cetane, and replaces lost lubrication. Increases fuel mileage and reduce smoking. Protects petroleum based (ULSD) and biodiesel applications and disperses water. 24oz. treats up to 240 Gal (908L). Anti-Gel to -40°F. Synthetic fuel catalyst. Cleans sludge deposits.

Diesel All-In-One Fuel Conditioner	24oz	VP2835
------------------------------------	------	--------

OCTANIUM

Increase your numbers, Octane numbers. Blended for off-road racing applications, Octanium increases gasoline octane up to 8 numbers, improves throttle response and acceleration, while eliminating knocks and pings. 32oz. treats up to 10Gal (38L). Lead substitute. Cleans fuel injectors. Eliminates gum & varnish build-up.

Octanium Leaded	32oz	VP2855
Octanium Unleaded	32oz	VP29505

CETANIUM

Cetane Concentrate. An explosion of power. Increase cetane for off-road racing diesel applications. Cetanium cleans injectors and pumps and will increase your fuel mileage while it replaces lost lubrication. 32oz. treats up to 10 Gal (38L). Increases cetane up to 10 numbers. Increases horsepower. Prevents sludge and deposits. Provides protection for Biodiesel applications. Reduces smoking and replaces lost lubrication.

Cetanium	32oz	VP2865
----------	------	--------

COOL DOWN™

Cool Down™ coolant additive improves the performance of coolant and is safe for all radiator systems. It's ideal for racing, street, RV and tow vehicle applications. Reduces cylinder head temperatures up to 75°F and decreases engine temperature up to 30°F! Cool Down increases coolant flow for better heat transfer.

Cool Down	16oz	VP2085
-----------	------	--------

STAY FROSTY® - HI-PERFORMANCE FORMULA

VP formulate Stay Frosty® Hi-Performance engine coolant for high-performance engines, which require additional protection from overheating and minimal freeze protection. It contains a specialized blend of heat transfer agents coupled with propylene glycol. For that reason, it improves the coolant's ability to transfer heat away from high-temperature cylinder heads. Equally important is that tests show Stay Frosty® Hi-Performance engine coolant lowers operating temperatures of engines by up to 14°F compared to conventional glycol-based coolant.

Stay Frosty	64oz	VP2087
-------------	------	--------

Continued...





VP RACING CAR DETAILING

VP KEEPS YOUR VEHICLE HUMMING AT PEAK PERFORMANCE AND MAX POWER WHILE LOOKING SHOWROOM-NEW

VP RACING



VP POWER™ INSTANT DETAILER AND GLOSS ENHANCER

VP Power™ Instant Detailer & Gloss Enhancer is a preeminent car exterior detailing product. It provides unsurpassed slickness and gloss in one easy application. Our product is engineered with a fluoropolymer formula that repels dust, dirt, and water. As a result, it will keep your vehicle's surface clean.

Power Instant Detailer with Gloss Enhancer spray bottle	17oz	VP2110
---	------	--------

VP POWER™ LEATHER AND INTERIOR DETAILER

VP Power™ Leather And Interior Detailer is a car leather cleaner unlike most interior car detailer products. VP engineer it with a balance of cleaners, penetrating sealant polymers, and UV inhibitors. Moreover, VP's formula allows the product to bond to the surface without leaving an oily or slick residue, thus it won't rub off on clothes.

Power Leather And Interior Detailer spray bottle	17oz	VP2115
--	------	--------

VP POWERWASH™ SUPER CONCENTRATE

VP PowerWash™ is specifically formulated for the demanding application unique to Motorsports, Powersports, and R/C Hobby industries. The super concentrated, dual-action detergent in suspends and floats away dirt and grease. It makes cleaning easier without streaks or spots. VP PowerWash™ Super Concentrate is an extra concentrated formula that can be used alone for extremely dirty or muddy applications, or as a refill for the VP PowerWash™ 32 oz. spray bottle when diluted with water. Packaged in gallons, it can be used alone for extremely dirty, muddy and/or large applications such as off-road vehicles or dirt track cars.

PowerWash Cleaner	1 Gal / 3.78 litre	VPM10011
-------------------	--------------------	----------

VP RACING LUBRICANTS

VP RACING



VP M2 UPPERLUBE

M2™ protects the investment in your methanol or ethanol powered engine and will more than pay off at rebuild time. Leaves a thin film of lubrication to protect against corrosion between races. Protects valves, guides, cylinder walls, fuel pumps & aluminum fuel systems for methanol engines. Extends pump life.

M2 Upper Lube	16oz bottle	VPM2-16OZ
---------------	-------------	-----------

MOTORSPORT CONTAINERS®

These Motorsport Containers feature an ergonomically contoured handle, bottom grip for easy pouring and a non-breakable multipurpose cap with rubber gaskets. Hose not included.



CAPACITY	SIZE	STYLE	COLOUR	VP RACING
5Gal / 18.9 Litre		Round	Black	VP3392
5Gal / 18.9 Litre	L22 x W9.5 x H22"	Square	Red	VP3512
5Gal / 18.9 Litre	L22 x W9.5 x H22"	Square	White	VP3522
5Gal / 18.9 Litre	L22 x W9.5 x H22"	Square	Blue	VP3532
5Gal / 18.9 Litre	L22 x W9.5 x H22"	Square	Yellow	VP3552
5Gal / 18.9 Litre	L22 x W9.5 x H22"	Square	Green	VP3562
5Gal / 18.9 Litre	L22 x W9.5 x H22"	Square	Orange	VP3572
5Gal / 18.9 Litre	L22 x W9.5 x H22"	Square	Black	VP3582
5Gal / 18.9 Litre	L22 x W9.5 x H22"	Square	Purple	VP3592
5Gal / 18.9 Litre	L22 x W9.5 x H22"	Square	Pink	VP3812
5Gal / 18.9 Litre	L22 x W9.5 x H22"	Square	Camo	VP3842
3 Gal / 11.3 Litre		Square	White	VP4172



VP3042 - Fuel Jug Container Replacement Cap
VTD Black



VP3044 - Deluxe Hose
For use on VP Motorsport Containers



VP348 - Power Spout
For 5 Gal VP steel pails



VP RACING FUELS

WORLD LEADER IN RACE FUEL TECHNOLOGY™

VP is now recognized by many as the world leader in race fuel technology, with a catalog of more than 70 fuel blends and a growing roster of VP-fueled champions across the entire spectrum of motorsports. VP's reputation for product quality, along with superior service and technical support, helped secure its position as the Official Racing Fuel of the WeatherTech SportsCar Championship as well as sponsor of 60+ other series and sanctioning bodies, including SCORE, Monster Jam, AMA Supercross, World of Outlaws Sprint Cars and Late Models, NMRA, NMCA, PDRA and Rally America among many others.



LEADED

FUEL		OCTANE	COLOUR	PAIL 18.9 LITRE	DRUM 204 LITRE
C12	Non-Oxygenated	112.5	Green	VPC12-5GAL	VPC12-54GAL
C14	Non-Oxygenated	116.5	Yellow	VPC14-5GAL	VPC14-54GAL
C16	Non-Oxygenated	120+	Blue	VPC16-5GAL	VPC16-54GAL
C23	Non-Oxygenated	120+	Blue	VPC23-5GAL	VPC23-54GAL
C25	Non-Oxygenated	113+	Yellow	VPC25-5GAL	VPC25-54GAL
MR12		87	Green	VPMR12-5GAL	-
MRX02		100		VPMRX02-5GAL	-
NO2		120+	Colourless	VPNO2-5GAL	-
Q16		120+	Yellow	VPQ16-5GAL	VPQ16-54GAL

UNLEADED

FUEL		OCTANE	COLOUR	PAIL 18.9 LITRE	DRUM 204 LITRE
C85	Oxygenated	98	Yellow	VPC85-5GAL	VPC85-54GAL
HP100	Oxygenated	100	Orange	VPHP100-5GAL	-
MR-PRO6		87	Colourless	VPMR PRO6-5GAL	VPMR PRO6-54GAL
MS100		100+	Orange	-	VPMS100-54GAL
MS109		105+	Clear	VPMS109-5GAL	VPMS109-54GAL
MS109E	Oxygenated	103.5+	Yellow	VPMS109E-5GAL	VPMS109E-54GAL
RO099		100		VPRO099-5GAL	-
RO0100	Oxygenated	100	Yellow	VPRO0100-5GAL	-
U4.4	Oxygenated	103+		VPU4.4-5GAL	-
X85		101.6	Colourless	VPX85-5GAL	VPX85-54GAL
X98		111.5	Colourless	VPX98-5GAL	-

METHANOL

FUEL		COLOUR	PAIL 18.9 LITRE	DRUM 204 LITRE
M1	Oxygenated	Colourless	VPM1-5GAL	VPM1-54GAL
M5		Colourless	VPM5-5GAL	-

R/C HOBBY FUEL

FUEL		TIN 3.78 LITRE
PowerMaster Pro Race 25% Nitro 9% Oil		VPNR25-1GAL
PowerMaster Pro Race 30% Nitro 9% Oil		VPNR30-1GAL

SMALL ENGINE

FUEL		CAN 946ML / 1 QT
SEF 2-cycle 40:1 blend		VP40-1PREMIX-1QT
SEF 2-cycle 50:1 blend		VP50-1PREMIX-1QT



DYNATEX® CHEMICALS PRODUCTS AND TECHNOLOGY FOR TODAY AND BEYOND

Dynatex® range of high quality products for the Professional Mechanic. Dynatex® will give you the highest quality products every time.



GASKET MAKERS

	TUBE 3OZ (85G)	CARTRIDGE 11 OZ (312G)
Grey RTV Silicone Gasket Maker-L/V (Sensor Safe)	DYN47181	-
Black RTV Silicone Gasket Maker-L/V (Sensor Safe)	DYN49200	DYN49290
Red RTV Silicone Gasket Maker-L/V (Sensor Safe)	DYN49202	DYN49292
Clear RTV Silicone Gasket Maker-L/V (Sensor Safe)	DYN49204	-
Marine Grade Clear RTV	-	DYN49289

SEALERS & ADHESIVES



	SIZE	DYNATEX
Auto Seam Sealant	11oz (300g) cartridge	DYN49388
Muffler & Tailpipe Sealant	4.5oz (128g) tube	DYN49411
Rubberized Undercoating	20oz aerosol	DYN52175
Rear View Mirror Adhesive w/ Primer	.3ml pillow pack	DYN49401
Super Glue Bottle w/ Applicator Tip	20g	DYN49431
Bolt Locker Red Medium High Strength	10ml	DYN49450
Bolt Locker Red Medium High Strength	24ml	DYN49452
Red Anaerobic Gasket Maker	50ml tube	DYN49477
Brush-on Electrical Tape w/ Brush Top Bottle	4oz	DYN49412

LUBRICANTS & PENETRANTS



	SIZE	DYNATEX
Anti-Seize & Lubricating Compound	8oz (227g)	DYN49558
Silicone Spray Lubricant	16oz aerosol	DYN52115
Brake System Silicone Compound	6g pillow pack	DYN1020
Brake System Silicone Compound	5.3oz tube	DYN49593
Brake & Caliper Lubricant	8oz	DYN49590
Belt Dressing	16oz aerosol	DYN52188
Battery Terminal Protector	16oz aerosol	DYN49678

CLEANERS

		DYNATEX
Brake & Parts Cleaner Non-chlorinated	20oz aerosol	DYN49665
Carburettor & Choke Cleaner	16oz aerosol	DYN52105
Electrical Parts Cleaner	16oz aerosol	DYN52145
Hand Cleaner	15 fl.oz bottle	DYN53108

GREASE



		DYNATEX
Wheel Bearing Grease	1lb tub	DYN54016
Dielectric Grease	1/3oz (8.5g) tube	DYN49634

FMS WORKSHOP CONSUMABLES PAINT, ADDITIVES, CAR CARE & MORE

FMS automotive products



SPRAY PAINT

	SIZE	FMS
Gloss Black	450ml can	F1-GLOSS BLACK
Matte Black	450ml can	F1-MATT BLACK
Satin Black	450ml can	F1-SATIN BLACK
Metallic Gun Metal	450ml can	F1-MET BLACK
Metallic Silver Grey	450ml can	F1-MET GREY
Satin White	450ml can	F1-WHITE
Gold	300ml can	F1-GOLD
Undercoat Primer - Grey	450ml can	F1-GREY
Undercoat Primer - Red Oxide	450ml can	F1-PRIMER

RUBBER PAINT

	SIZE	FMS
Matte Black	450ml can	F1-RUB MATT BLACK
Metallic Silver	450ml can	F1-RUB SILVER

WORKSHOP CONSUMABLES & ADDITIVES

	SIZE	FMS
Antifreeze Radiator Coolant	1 Litre	F1-ANTI FREEZE
Radiator Flush	354ml bottle	F1-RADIATOR FLUSH
Engine Flush (Not suitable for diesels)	450ml can	F1-MOTOR FLUSH
Penetrating Oil Multi-Purpose	450ml can	F1-ANTI RUST
Brake Cleaner High Performance	450ml can	F1-BRAKE CLEANER
Brake Fluid Dot 3	345ml bottle	F1-BRAKE FLUID
Carburettor Cleaner	450ml can	F1-CARB CLEANER
Engine Degreaser	600ml can	F1-DEGREASER
Electronics Cleaner Spray	200ml can	F1-ELECTRONICS
Fuel Injection Cleaner	354ml bottle	F1-FUEL INJECTION
Fuel Octane Booster	354ml bottle	F1-OCTANE BOOST
Pitch Tar Cleaner	450ml can	F1-PITCH CLEANER
Rubberized Undercoating Sealer Spray	600ml can	F1-RUBBERSEALER
Starter Fluid	280ml can	F1-STARTER FLUID

CAR CARE

	SIZE	FMS
Powerful Car Cleaner & Polish Fluid	500ml	F1-CAR POLISH
Crystal Car Wax Fluid	500ml	F1-CAR WAX FLUID
Carnauba car Wax Paste	230g	F1-CAR WAX PASTE
Dashboard Wax Spray - Leather Seats, Tyres	450ml	F1-DASHBOARD
Silicone Dashboard Polish	250ml	F1-DASHBOARD POLISH
Multi Purpose Foam Cleaner w/brush	600ml can	F1-MULTI PURPOSE
Tyre Shine & Cleaner	600ml can	F1-TIRE FOAM
Tyre Inflater & Sealer Repair (For urgent repair breakdown)	450ml	F1-TYREINFLATE
Windscreen Washing Fluid Concentrate 1:100 mix	250ml	F1-WINDSCREEN
Chamois Cloth Super Absorbant Towel (325 x 420mm)	Small	F1-CLOTH
Chamois Cloth Super Absorbant Towel (420 x 650mm)	Large	F1-CLOTH-LARGE



PERFORMANCE (BLACKWALL)

RIM SIZE	WIDTH/ PROFILE HEIGHT	LOAD INDEX	SERIES
15	185/65R15	88V	Formula X
15	195/50R15	82V	Formula X
15	195/50R15	82V	Tempesta Enzo Semi-Slick
15	195/60R15	88H	Galaxy R1
16	195/60R16	89V	Formula Z
16	205/55R16	91V	Formula X
17	205/40R17	84W	Formula X
17	215/45R17	91W	Formula X
17	215/50R17	95W	Formula X
17	225/45R17	94W	Formula X
17	225/60R17	99V	Formula X
17	235/45R17	97W	Formula X
17	265/65R17	112H	Formula X
18	235/40R18	95Y	Formula Spec Z
18	235/40R18	94W	Tempesta Enzo Semi-Slick
18	245/40R18	97W	Formula Spec Z
18	245/40R18	97W	Tempesta Enzo Semi-Slick
18	255/55R18	109W	Formula Z
18	265/35R18	97XL	Formula Spec Z
18	265/35R18	97W	Tempesta Enzo Semi-Slick
18	265/40R18	101W XL	Tempesta Enzo Semi-Slick
18	265/60R18	110V	Formula Spec Z
18	295/30R18	98W	Tempesta Enzo Semi-Slick
19	225/35R19	88Y	Formula Spec Z
19	235/35R19	91Y	Formula Spec Z
19	245/35R19	93Y	Formula Spec Z
19	235/55R19	105W	Tempesta Quattro
19	265/35R19	98XL	Formula Spec Z
19	275/30R19	96Y	Formula Spec Z
19	275/35R19	96Y	Formula Spec Z
20	245/40R20	99Y	Formula Spec Z
20	245/50R20	105V	Formula Spec Z
20	255/50R20	109V	Tempesta Quattro
20	275/45R20	110W	Formula Spec Z

WSW (WHITEWALL)

RIM SIZE	WIDTH/ PROFILE HEIGHT	LOAD INDEX	SERIES
12	175/70R12	80H	Galaxy R1
13	155/80R13	79T	Galaxy F1
13	165/65R13	77H	Galaxy R1
13	175/70R13	82T	Seto Racing
13	185/70R13	86T	Galaxy R1
14	175/65R14	82H	Formula X
14	175/70R14	84H	Formula X
14	185/70R14	88H	Carora K365 Cruiser
14	195/70R14	91H	Galaxy R1
14	205/70R14	95H	Galaxy R1
14	205/75R14	95H	Galaxy R1
15	165R15	86H	Galaxy R1 Oldschool
15	175/65R15	91H	Formula X
15	185R15	96H	Galaxy R1
15	185/65R15	88H	Galaxy R1
15	195/60R15	88H	Galaxy R1
15	195/65R15	91H	Galaxy R1
15	195/70R15	104/102R	V2000
15	205/65R15	94H	Galaxy R1
15	205/70R15	96H	Galaxy R1
15	215/70R15	109/107Q	BirdStone Commercial
15	215/75R15	116/114R	Cargo Van Commercial
15	225/70R15	100H	Galaxy R1
15	225/75R15	102H	Galaxy R1
15	235/70R15	103H	Galaxy R1
15	235/75R15	105H	Galaxy R1
16	215/60R16	95H	Galaxy R1
16	215/75R16	116/114R	CargoVan

ASK US...

Can't find what you're looking for?
Call: 09 256 1120 | Email: parts@:



VITOUR[®]
TYRES



MUD & ALL TERRAIN

RIM SIZE	WIDTH/PROFILE HEIGHT	LOAD INDEX	SERIES
15	31x10.5R15	109Q	Explorer Mud Terrain
15	31x10.5R15	109S	All Terrain
15	33x12.5R15	108Q	Explorer Mud Terrain
16	265/70R16	112T	Safari All Terrain
16	265/75R16	123N TL	Explorer Mud Terrain
16	275/70R16	114T	Safari All Terrain
17	265/65R17	112H	Safari All Terrain
17	265/65R17	112H	Safari ATX
17	275/55R17	109V	Explorer Mud Terrain
17	275/65R17	115T	Safari All Terrain
17	285/65R17	116T	Safari All Terrain
17	285/70R17	121/118Q	Explorer Mud Terrain
18	285/60R18	116T	Safari All Terrain
20	35x12.5R20	121Q	Explorer Mud Terrain
20	285/50R20	112T OWL	Safari ATX



RWL (RAISED WHITE LETTERING)

RIM SIZE	WIDTH/PROFILE HEIGHT	LOAD INDEX	SERIES
13	195/55R13	80H	Formula
13	215/50R13	84H	Formula
13	235/50R13	89H	Formula
14	175/70R14	84H	Formula X
14	215/70R14	96H	Galaxy R1 Radial GT
14	235/60R14	96H	Galaxy R1 Radial GT
14	245/60R14	96H	Galaxy R1 Radial GT
15	195/65R15	91V	Galaxy GT
15	215/60R15	94V	Galaxy R1 Radial GT
15	235/60R15	98V	Galaxy R1 Radial GT
15	245/60R15	101V	Galaxy R1 Radial GT
15	265/50R15	99H	Galaxy R1 Radial GT
15	255/60R15	102V	Galaxy R1 Radial GT
15	275/60R15	107V	Galaxy R1 Radial GT
15	295/50R15	105H	Galaxy R1 Radial GT



TRUCK & TRAILER (BLACKWALL)

RIM SIZE	WIDTH/PROFILE HEIGHT	LOAD INDEX	SERIES
12	145R12C-8PR	86/84P	Pick Up Van
13	175/80R13	82T	Trailer Tyre 6ply
13	145R13C-10PR	91/89R	V888 Dual Truck
14	185R14	102/100Q	V3000
14	205/75R14	95H	Trailer Tyre 6ply
15	205/75R15		Trailer Tyre 6ply

HOW TO IDENTIFY YOUR TYRE SIZE



TIP

Part numbers highlighted Blue will link you to our websites product page for pricing & stock availability.

EXHAUST TUBING, BENDS AND DONUTS



STRAIGHT TUBE

ALUMINIZED MILD STEEL

WALL THICKNESS APPROX 16GA 1.5MM, EXCEPT 3.5" & 4.0" - 14GA 2.0MM

304 STAINLESSS STEEL

WALL THICKNESS APPROX 1.6MM

TUBE SIZE (O.D)	LENGTH	PART NO.	STRAIGHT	TUBE SIZE (O.D)	LENGTH	PART NO.	STRAIGHT		
1.50"	38.1mm	1800mm	EXH1.5	S	1.50"	38.1mm	1800mm	EXHSS1.5	S
1.75"	44.45mm	1800mm	EXH1.75	S	1.75"	44.45mm	1800mm	-	-
2.00"	50.8mm	1800mm	EXH2.0	S	2.00"	50.8mm	1800mm	EXHSS2.0	S
2.25"	60mm	1800mm	EXH2.25	S	2.25"	60mm	1800mm	EXHSS2.25	S
2.50"	63.50mm	1800mm	EXH2.5	S	2.50"	63.50mm	1800mm	EXHSS2.5	S
3.00"	76.20mm	1800mm	EXH3.0	S	3.00"	76.20mm	1800mm	EXHSS3.0	S
3.50"	88.90mm	1800mm	EXH3.5	S	3.50"	88.90mm	1800mm	EXHSS3.5	S
4.00"	101.6mm	1800mm	EXH4.0	S	4.00"	101.6mm	1800mm	EXHSS4.0	S

*NOTE: Please add suffix to END of Part # i.e. 45 - EXH1.5S

BENDS



ALUMINIZED MILD STEEL

304 STAINLESSS STEEL

TUBE SIZE (O.D)	WALL THICKNESS	PART NO.	DEGREE SUFFIX*				TUBE SIZE (O.D)	WALL THICKNESS	PART NO.	DEGREE SUFFIX*					
			45°	60°	90°	180°				45°	60°	90°	180°		
1.50"	38.1mm	16ga 1.5mm	EXH1.5	45	60	90	180	1.50"	38.1mm	Varies	EXHSS1.5	45	60	90	180
1.75"	44.45mm	16ga 1.5mm	EXH1.75	45	60	90	180	1.75"	44.45mm	1.5mm	EXHSS1.75	45	60	90	180
1.875"	47.62mm			-	-	-	-	1.875"	47.62mm	1.5mm	EXHSS1.875	45	60	90	180
2.00"	50.8mm	16ga 1.5mm	EXH2.0	45	60	90	180	2.00"	50.8mm	Varies	EXHSS2.0	45	60	90	180
2.25"	60mm	16ga 1.5mm	EXH2.25	45	60	90	180	2.25"	60mm	Varies	EXHSS2.25	45	60	90	180
2.50"	63.50mm	16ga 1.5mm	EXH2.5	45	60	90	180	2.50"	63.50mm	Varies	EXHSS2.5	45	60	90	180
3.00"	76.20mm	16ga 1.5mm	EXH3.0	45	60	90	180	3.00"	76.20mm	Varies	EXHSS3.0	45	60	90	180
								3.50"	88.90mm	1.5mm	EXHSS3.5	45	-	90	-
								4.00"	101.6mm	Varies	EXHSS4.0	45	-	90	-

*NOTE: Please add degree suffix to END of Part # i.e. 45 - EXH1.545

DONUTS



ALUMINIZED MILD STEEL

WALL THICKNESS APPROX 16GA 1.5MM, EXCEPT 3.5" & 4.0" - 14GA 2.0MM

ALLOY

WALL THICKNESS APPROX 2MM

304 STAINLESSS STEEL

WALL THICKNESS APPROX 1.5MM

TUBE SIZE (O.D)	PART NO.	360°	TUBE SIZE (O.D)	PART NO.	360°	TUBE SIZE (O.D)	PART NO.	360°			
1.50"	38.1mm	EXH1.5	360	1.50"	38.1mm	-	-	1.50"	38.1mm	EXHSS1.5	360
1.75"	44.45mm	EXH1.75	360	1.75"	44.45mm	-	-	1.75"	44.45mm	-	-
2.00"	50.8mm	EXH2.0	360	2.00"	50.8mm	ALL2	-360	2.00"	50.8mm	EXHSS2.0	360
2.25"	60mm	EXH2.25	360	2.25"	60mm	-	-	2.25"	60mm	EXHSS2.25	360
2.50"	63.50mm	EXH2.5	360	2.50"	63.50mm	ALL2.5	-360	2.50"	63.50mm	EXHSS2.5	360
3.00"	76.20mm	EXH3.0	360	3.00"	76.20mm	ALL3	-360	3.00"	76.20mm	EXHSS3.0	360
3.50"	88.90mm	EXH3.5	360	3.50"	88.90mm	-	-	3.50"	88.90mm	EXHSS3.5	360
4.00"	101.6mm	EXH4.0	360	4.00"	101.6mm	ALL4	-360	4.00"	101.6mm	-	-
4.50"		EXH4.5	360	4.50"		-	-	4.50"		-	-

EXHAUST REDUCERS, Y-PIPES & X-PIPES

REDUCERS



TUBE SIZE (O.D)	WALL THICKNESS	2.25"	2.5"	3.0"	3.5"	4.0"
ALUMINIZED STEEL						
2.00"	16ga	EXH2.0-2.25R	EXH2.0-2.5R	EXH2.0-3.0R	-	-
2.25"	16ga	-	EXH2.25-2.5R	EXH2.25-3.0R	-	-
2.50"	16ga	-	-	EXH2.5-3R	-	-
3.00"	16ga	-	-	-	EXH3.0-3.5R	EXH3.0-4.0R
3.50"	14ga	-	-	-	-	EXH3.5-4.0R

Y-PIPES



EXHY3.0-3.0



FLOY200250MH

SIZE IN (X1)	SIZE OUT (X2)	DIMENSIONS	M&H	FLOWTECH
MILD STEEL				
2.00"	2.00"	L260mm x W185mm	EXHY2.0-2.0	-
2.00"	2.25"	L260mm x W185mm	EXHY2.0-2.25	-
2.25"	2.25"	L260mm x W185mm	EXHY2.25-2.25	-
2.25"	2.50"	L260mm x W185mm	EXHY2.25-2.50	-
2.50"	2.50"	L260mm x W185mm	EXHY2.50-2.50	-
2.50"	2.00"		FLOY200250MH	FLOY200250
3.00"	3.00"	L260mm x W185mm	EXHY3.0-3.0	-
2.50"	2.00"	L260mm x W185mm	EXHY2.5-2.0	-
3.00"	2.50"	L260mm x W185mm	EXHY3.0-2.5	-
3.00"	2.50"		FLOY250300MH	FLOY250300

X-PIPES



EXHX3.0



FLT53620MH

SIZE IN (X2)	SIZE OUT (X2)	DIMENSIONS	M&H	FLOWTECH
MILD STEEL				
2.25"	2.25"	L300mm x W185mm	EXHX2.25	-
2.50"	2.50"	L450mm x W185mm	EXHX2.5	-
2.50"	2.50"	L330mm x W260mm	FLT53620MH	-
3.00"	3.00"	L450mm x W185mm	EXHX3.0	-
2.25"	2.25"	L1080mm x W410mm	EXHXL2.25	-
2.50"	2.50"	L1080mm x W410mm	EXHXL2.5	-
3.00"	3.00"	L1080mm x W410mm	EXHXL3	-
3.00"	3.00"	L330mm x W260mm	FLT53621MH	FLT53621

FLOWTECH WARLOCK X-PIPES WITH CUT OUTS

Flowtech dual exhaust universal fit cross pipe incorporates Flow Intensifier™ cut-outs for a quick and easy transition from "thru the mufflers" to "uncorked and unleashed". This system is for you if your ride punishes the pavement on both the street and strip and if you run tracks with and without sound restrictions and don't want to be hassled with unbolting your mufflers.



SIZE IN (X2)	SIZE OUT (X2)		FLOWTECH
2.50"	2.50"	Includes Collectors, Gaskets and U-Bolts	FLT53630
3.00"	3.00"	Includes Collectors, Gaskets and U-Bolts	FLT53631

TIP

Part numbers highlighted Blue will link you to our websites product page for pricing & stock availability.



EXHAUST HANGERS & RUBBERS

TYPE		PART NO.
Hook Shape	Mild steel 3/8" diameter x 10" long	EXHHANGER
Bracket w/holes	Mild steel	EXHHANGER-II
Oval 2 holes	Black rubber	EXHRUBBER
U-Bolt	Exhaust "U-Bolt" clamp 2" ID 3/8 thickness	EXHC2
U-Bolt	Exhaust "U-Bolt" clamp 2.5" ID 3/8 thickness	EXHC2.5
U-Bolt	Exhaust "U-Bolt" clamp 3" ID 3/8 thickness	EXHC3

TURBO FLANGES



MHT3F

Style: T3
Bolts: 4
Gasket: TUR001
Notes: Single layer gasket included



MHT3FDP

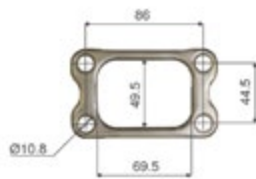
Style: T3 down pipe flange
Bolts: 5
Gasket: MHT3FDP-G or TUR036
Notes: Wastegate blocked.
Suit 2.5" pipe



MHT3FDP-GT

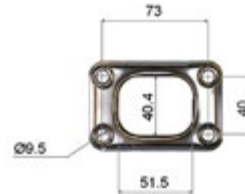
Style: GT35 down pipe flange
Bolts: 4
Gasket: TUR007
Notes: 70.8mm centre to centre
74.5mm outlet diameter

TURBO FLANGE GASKETS



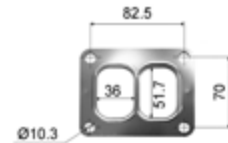
TUR001

Style: T3 inlet
Bolts: 4
Material: Multi layer steel



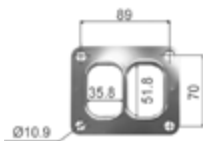
TUR002

Style: T3
Bolts: 4
Material: Multi layer steel



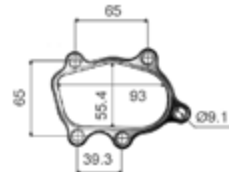
TUR003

Style: T3
Bolts: 4
Material: Multi layer steel



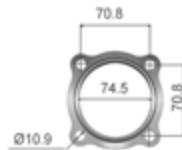
TUR004

Style: T4, GT42, GT51
Bolts: 4
Material: 5 layer steel



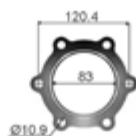
TUR006

Style: T25 or T28 down pipe
Bolts: 5
Material:



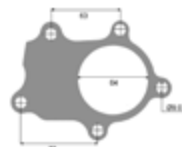
TUR007

Style: GT35 down pipe
Bolts: 4
Material: 5 layer steel



TUR008

Style: GT42 GT51 down pipe
Bolts: 6
Material: 5 layer steel



TUR036

Style: T3
Bolts: 5
Material: Multi layer steel

ASK US...

Can't find what you're looking for? Let us know! We may be able to source it.
Call: 09 256 1120 | Email: parts@staparts.co.nz

FLANGES



FLANGE

SIZE (I.D)	BOLT HOLE	MILD STEEL	304 STAINLESS	GASKET TO SUIT	BOLT KIT
2-BOLT					
38mm	71mm	MHWGF38	-	MHWGF38-GAS	-
2.00"	85mm	EXH2.0F	EXHSS2.0F	GK2063	EXHBOLT-2
2.25"	98mm	EXH2.25F	EXHSS2.25F	GK2063	EXHBOLT-2
2.50"	100mm	EXH2.5F	EXHSS2.5F	GK2063	EXHBOLT-2
3.00"	107mm	EXH3.0F	EXHSS3.0F	GK2076	EXHBOLT-2
3.50"		EXH3.5F	EXHSS3.5F		EXHBOLT-2
3-BOLT					
2.50"	77mm	EXH2.5F-3	-	N1591	EXHBOLT-3
3.00"	88mm	EXH3.0F-3	-	N244	EXHBOLT-3
3.50"		EXH3.5F-3	-		EXHBOLT-3

V-BAND FLANGES 300 SERIES STAINLESS STEEL

Stainless steel band and flange. No gasket needed. 300 Series stainless steel bands with t-bolt clamp and 2x 304 stainless steel weldable flanges.



SIZE (I.D)	CLAMP KIT	CLAMP ONLY
2.00"	EXHVB-2	-
2.25"	EXHVB-2.25	-
2.50"	EXHVB-2.5	EXHVB-2.5-CLAMP
2.75"	-	EXHVB-2.75-CLAMP
3.00"	EXHVB-3	EXHVB-3-CLAMP
3.50"	EXHVB-3.5	EXHVB-3.5-CLAMP
4.00"	EXHVB-4	EXHVB-4-CLAMP
4.50"	-	EXHVB-4.5-CLAMP
5.00"	-	EXHVB-5-CLAMP

BAND CLAMPS ALUMINIZED STEEL

Bolt-on. For joining mufflers to exhaust tubing.



SIZE		CLAMP ONLY
2.50"	2.5" O.D exhaust tube to a 2.5" I.D exhaust tube. Can't join same I.D pipes together.	EXHBC2.5
3.00"	3.0" O.D exhaust tube to a 3.0" I.D exhaust tube. Can't join same I.D pipes together.	EXHBC3
2.50"	2.5" I.D exhaust tube. For joining same size I.D exhaust tubing.	EXHBCJ2.5
3.00"	3.0" I.D exhaust tube. For joining same size I.D exhaust tubing.	EXHBCJ3

FLEXI-JOINTS STAINLESS STEEL BRAID WITH INTERLOCK

Made of stainless steel braid with interlock (internal corrugated stainless steel) for extra strength.



SIZE IN / OUT (I.D)	O.D	6" (150MM) LONG MILD STEEL	10" (250MM) LONG MILD STEEL	6" (150MM) LONG 304 STAINLESS
2.00" (51mm)	3.00"	EXHFLEX2.0-6	-	EXHSSFLEX2.0-6
2.25" (57mm)	3.25"	EXHFLEX2.25-6	-	EXHSSFLEX2.25-6
2.50" (63mm)	3.50"	EXHFLEX2.5-6	EXHFLEX2.5-10	EXHSSFLEX2.5-6
3.00" (76mm)	4.00"	EXHFLEX3.0-6	EXHFLEX3.0-10	EXHSSFLEX3.0-6
3.50" (89mm)	4.50"	EXHFLEX3.5-6	-	EXHSSFLEX3.5-6



Universal Race Muffler - Not a direct

SCAVENGER SERIES

DELTA FLOW

The Scavenger Series incorporates two types of technologies. The Scavenger mufflers are a direct collector replacement that attach to the primary tubes of your header and help quiet the exhaust at high RPM's. The patented Scavenger collectors and cross-over pipes incorporate large D shaped ports to help scavenge the exhaust gases for a cleaner and more efficient burn in the combustion chambers.

Features:

- Sprint car and drag race applications
- Replaces header collector - connects to header primary tubes
- Patented Delta Flow technology
- Durable fully welded 16 gauge aluminized steel

SIZE IN / OUT

4x 2.25" / 4.00"

FLO7214400-6

PRO SERIES

LAMINAR FLOW

The Pro Series mufflers work on all applications ranging from street trucks, diesel pullers and RV pushers to every class of racing on dirt or asphalt. During development, at the dyno and track, the Pro Series mufflers consistently delivered performance that is equal to or surpasses open pipe systems, while dramatically reducing sound levels across the RPM range.

Features:

- High horsepower apps include diesels/RVs/trucks
- Race Proven Design
- 409 Stainless Steel Internal Construction
- Durable fully welded 16 gauge stainless steel case

SIZE IN / OUT

3.00"

FLO13016101

3.50"

FLO13516101

SUPER HP-2 SERIES

LAMINAR FLOW

Flowmaster has taken the laminar core of our classic HP-2 muffler and wrapped it in a new compact square case. The new Super HP-2 Series muffler offers the same great performance benefits and moderate tone that you would expect from our laminar flow mufflers, now in a new sleek styling. These mufflers are available in either a 409S stainless steel case or a polishable 304S stainless steel case and in sizes ranging from 2.00 in., 2.25 in. and 2.50 in.

SIZE IN / OUT

2.00"

12" LONG**18" LONG**

-

FLO12018409

2.25"

FLO12412409

FLO12418409

2.50"

FLO12512409

FLO12518409

SUPER 10 SERIES

DELTA FLOW

Super 10 Series 409S stainless steel, single chamber mufflers. Intended for customers who desire the loudest and most aggressive sound they can find. Because these mufflers are so aggressive, they are recommended only for off highway use and not for street driven vehicles. These mufflers utilize the same patented Delta Flow technology that is found in Flowmaster's other Super series mufflers to deliver maximum performance. Constructed of 16 gauge 409S stainless steel and fully MIG welded for maximum durability.

SIZE IN / OUT

2.50"

CENTRE / CENTRE**OFFSET / CENTRE**

FLO842515

-

3.00"

FLO843015

FLO842516

3.00" - 2.50" Dual Out

FLO8430152

-



30 SERIES DELTA FORCE



Designed for race applications needing to meet the most stringent decibel level requirements at the track. Mufflers have excellent power characteristics with maximum sound reduction qualities.

Features:

- Durable fully welded 16 gauge aluminized steel - two chamber race muffler
- Good decibel reduction over open headers
- No internal packing to blowout

SIZE IN / OUT

4.00"

CENTRE / CENTRE

FLO54030-12

OFFSET / CENTRE

FLO54031-12

40 SERIES ORIGINAL



The Original 40 series muffler delivers an aggressive exterior and interior tone. If you're looking for that original Flowmaster sound this is the muffler is for you. Constructed of 16 gauge aluminized steel and fully MIG welded for maximum durability.

Features:

- Excellent Street/Strip and Off Road application
- Noticeable interior resonance
- Aggressive Sound Exterior Exhaust Tone

SIZE IN / OUT

2.50"

CENTRE / CENTRE

-

CENTRE / OFFSET

FLO42542

OFFSET / OFFSET

FLO42543*

OFFSET / CENTRE

FLO42541

3.00"

-

-

FLO43043*

FLO43041

3.00" - 2.50"

FLO430402 Dual Out

-

-

-

*Plain packaging, no branding embossment on muffler. Made in China.

40 SERIES DELTA FLOW



Two chamber design with Flowmaster's patented Delta Flow technology. The Delta deflectors generate increased scavenging for better performance and reduced interior sound. Milder exterior tone and reduced interior resonance over Original 40 series. Constructed of 16 gauge aluminized steel and fully MIG welded for maximum durability.

Features:

- No internal packing to blowout
- Excellent Street/Strip and Off Road application

SIZE IN / OUT

2.25"

CENTRE / CENTRE

FLO942440

OFFSET / OFFSET

-

OFFSET / CENTRE

FLO942441

CENTRE / OFFSET

-

2.50"

FLO942540

FLO942543

FLO942541

FLO942542

FLO9525454 Dual In / Dual Out

-

2.50" - 3.00"

FLO425403 Dual In

-

-

-

3.00"

FLO943040

-

FLO943041

FLO943042

FLO843041*

*16 gauge 409S stainless steel



SUPER 44 SERIES

DELTA FLOW

The Super 44 delivers a powerful rich tone and is the most aggressive, deepest sounding, highest performing four-inch case street muffler Flowmaster have ever built! Constructed of 16 gauge aluminized steel and fully MIG welded for maximum durability.

Features:

- Recent two chamber improvement
- Noticeable interior resonance
- Deep Aggressive Sound Exhaust Note

SIZE IN / OUT	CENTRE / CENTRE	OFFSET / OFFSET	OFFSET / CENTRE	CENTRE / OFFSET
2.50"	FL0942545	FL0942548 FL0942549 (Same side)	FL0942546	-
3.00"	FL0943045	FL0943049 (Same side)	FL0943046	-

SUPER 50 SERIES

DELTA FLOW CHAMBERED MUFFLER

This two chamber design incorporates Flowmaster's Delta Flow® technology. The Delta deflectors generate increased scavenging for better performance and reduced interior sound. Milder exterior tone and reduced interior resonance over standard 40 series. Constructed of 16 gauge aluminized steel and fully MIG welded for maximum durability.

Features:

- No internal packing to blowout
- Excellent Street/Strip and Off Road application
- Race proven Delta Flow technology
- Durable fully welded 16 gauge aluminized steel

SIZE IN / OUT	CENTRE / CENTRE	OFFSET / OFFSET	OFFSET / CENTRE	CENTRE / OFFSET
2.50"	FL0942550	FL0942553	FL0942551	-
3.00"	FL0943050	-	FL0943051	-

SUPER 50 SERIES

CHAMBERED

The Super 50 series muffler is a larger version of Flowmaster's 50 series Delta Flow muffler. Originally designed for trucks and SUV's, it is also well suited to muscle car and high performance applications. In addition, the larger case size significantly reduces interior resonance and provides a deep, rich tone along with mileage and power gains. Constructed of 16 gauge aluminized steel and fully MIG welded for maximum durability.

Features:

- Improved Horsepower, Torque and Engine Efficiency
- Excellent choice for large displacement vehicles
- Minimal interior resonance
- Mild to stock exterior exhaust tone

SIZE IN / OUT	CENTRE / DUAL	DUAL / CENTRE
2.25" Dual In / 3.00" Centre Out	-	FL0524553
3.00" In / 2.50" Dual Out	FL0530552	-

ASK US...

Can't find what you're looking for? Let us know! We may be able to source it.
 Call: 09 256 1120 | Email: parts@staparts.co.nz



BLACK SERIES PERFORMANCE MUFFLERS

M&H Performance mufflers are an aggressive sounding street muffler. If you really want to hear your exhaust system and that great muscle car tone - from both inside and outside of the vehicle.

Features:

- Steel
- Black finish
- 19" total length - 14" case width

SIZE IN / OUT	CENTRE / CENTRE	OFFSET / CENTRE	CENTRE / OFFSET	OFFSET / OFFSET
2.25"	E55720MH	E55741MH	E55745MH	E55732MH
2.50"	E55721MH	E55744MH	-	E55755MH
3.00"	E55725MH	E55754MH	-	-
3.50"	E55727MH	E55726MH	-	-

SIZE IN / OUT	DUAL / CENTRE	CENTRE / DUAL
2.25" / 3.00"	E55760MH	-
3.00" / 2.50"	-	E55722MH



SLIM SERIES PERFORMANCE MUFFLERS

Features:

- Steel
- Black finish
- 22" total length - 15" body 10" wide x 3" thick

SIZE IN / OUT	CENTRE / CENTRE	OFFSET / CENTRE	OFFSET / OFFSET
2.25", 2.50", 3.00"	EXHMUFCC	EXHMUF0C	EXHMUF00



STAINLESS PERFORMANCE MUFFLERS

Features:

- Stainless steel outer
- Stainless steel wool packed
- Spiral louver core
- Ideal for Turbo & Rotary applications

SIZE IN / OUT	BODY	O.D	DUMPY	STRAIGHT
2.50" / 4.00"	400mm	6.00"	EXHMUF2.5-DP	EXHMUF2.5-SP
3.00" / 4.00"	400mm	6.00"	EXHMUF3.0-DP	EXHMUF3.0-SP



TRUCK EXHAUST MUFFLERS

Features:

- Stainless steel outer
- Stainless steel wool packed
- Spiral louver core
- Ideal for Turbo & Rotary applications

SIZE IN / OUT	BODY	O.D	STRAIGHT
4.00" / 4.00"	585mm	200mm	EXHMUF4.0-SP
5.00" / 5.00"	1130mm	240mm	EXHMUF5.0-SP

TIP

Part numbers highlighted Blue will link you to our websites product page for pricing & stock availability.



RESONATORS EXHAUST SILENCER

Resonators compliment mufflers by reducing annoying drone and providing a smoother exhaust note.

Features:

- Mild steel
- Black finish
- Spiral louver core
- Ideal for Turbo & Rotary applications

SIZE IN / OUT	O.D	10" LONG	18" LONG
STAINLESS STEEL WOOL PACKED			
2.00"	3.50"	E562010MH	E562018MH
2.50"	3.50"	E562510MH	E562518MH
3.00"	4.00"	E563010MH	E563018MH
3.50"	4.00"	-	E563518MH
HI-TEMP FIBREGLASS WOOL PACKED			
2.00"	3.50"	-	EXHRESO-2-18
2.50"	3.50"	EXHRESO-2.5-10	EXHRESO-2.5-18
2.50"	3.50"	-	-
3.00"	4.00"	EXHRESO-3-10	EXHRESO-3-18
3.00"	4.00"	-	EXHRESO-3.5-18
304 STAINLESS STEEL			
2.00"	3.50"	EXHSSRESO-2-10	EXHSSRESO-2-18
2.25"	3.50"	-	EXHSSRESO-2.25-18
2.50"	3.50"	EXHSSRESO-2.50-10	EXHSSRESO-2.50-18
3.00"	4.00"	EXHSSRESO-3-10	EXHSSRESO-3-18
3.50"	4.50"	EXHSSRESO-3.5-10	EXHSSRESO-3.5-18
4.00"	5.00"	EXHSSRESO-4-10	EXHSSRESO-4-18



CATALYTIC CONVERTERS 200 SERIES



These high quality round catalytic converters are designed to work for a wide variety of universal applications. Features include a compact 4.00 inch diameter x 8.00 inch long spun outer casing for ease of fitment in tight spaces along with high flow 200 Cell metallic substrate internals for severe-duty/high temperature uses. The 2.00 inch inlet/outlet converters are for Pre-OBDI applications and can be used for high performance applications. Long lasting durability and performance.

Features:

- Compact Size and Shape
- Stainless Steel Spun Body
- Long lasting durability and performance
- High Flow 200 Cell Metallic Substrate

SIZE IN / OUT	DIAMETER	LENGTH	FLOWMASTER	M&H
2.00" / 2.00"	4.00"	8.00"	FLO2000120	FLO2000120MH
2.25" / 2.25"	4.00"	8.00"	FLO2000124	FLO2000124MH
2.50" / 2.50"	4.00"	8.00"	FLO2000125	FLO2000125MH
3.00" / 3.00"	4.00"	8.00"	FLO2000130	FLO2000130MH

NEW

EMISSION CODE 4

ADD PROTECTION & STYLE WITH THESE AFTERMARKET ACCESSORIES



- INTAKE SNORKELS
- FENDER FLARES
- WEATHER SHIELDS
- BONNET GUARDS
- LIFT KITS
- HEAD & TAIL LIGHT COVERS
- TYRES - MUD & ALL TERRAIN
- FLOORLINERS & CARGOLINERS
- HITCH STEP



FORD RANGER | HOLDEN COLORADO | ISUZU D-MAX | MAZDA BT-50 | MITSUBISHI TRITON | NISSAN NAVARA | TOYOTA HILUX
+ MANY MORE!



TIP

Part numbers highlighted Blue will link you to our websites product page for pricing & stock availability.



SB CHEV BLOCK HUGGER HEADERS

FLOWTECH Black Hugger headers are ideal for street rods where fit and finish is really important. Black Huggers make performance and style easy for engine swaps.

Features:

- Computer-controlled mandrel-bent tubing for smooth exhaust flow
- Sturdy 16 gauge tubing
- Tight-tuck design for narrow frame rails
- Easy installation - can be used with stock motor mounts
- Precision die-cut exhaust port flanges
- Engineered and tested for a leak-proof seal
- All necessary hardware included for a complete installation

APPLICATION

Chev SB 265-400 V8 1.625" primary, 2.5" collector
Doesn't fit angle plug heads

BLACK FINISH

FLT11000



SB CHEV BLOCK HUGGER HEADERS



CFR PERFORMANCE Chevy small block "HUGGER" style headers. Heavy-duty construction with 1-5/8" tubes and 3/8" thick flange. These headers fit 1955-UP Chevy small block 265-283-305-307-327-350-383-400 engines.

Features:

- Mild steel 2.5mm thick
- All necessary hardware included for a complete installation

APPLICATION

Chev SB 265-400 V8 1.625" primary, 2.5" collector
Doesn't fit angle plug heads or clear centre motor mount

BLACK FINISH

HZ-9994-PBK (Black)
HZ-9994-S (Stainless)



SB CHEV/GMC TRUCK MEDIUM LENGTH HEADERS



CFR PERFORMANCE headers are specifically designed for 1988-1995 Chevy and GMC pickup trucks. They are a medium length header fit for both 2 wheel and 4 wheel drive trucks with 305/5.0L and 350/5.7L engines. Contains both headers, bolt on reducers, exhaust gaskets, collector gaskets, and all necessary bolts. Heavy-duty 1-5/8" tube diameter, 3" OD collectors, thick 3/8" heavy duty flange. These also have an O2 oxygen sensor bung.

Features:

- Mild steel 2.5mm thick
- All necessary hardware included for a complete installation

APPLICATION

Chev SB V8 1988-95 GMC & Chev 2WD & 4WD Truck
305ci 5.0L 1.625" primary, 3.0" collector w/ oxygen sensor bung
350ci 5.7L Doesn't fit angle plug heads.

BLACK FINISH

HZ-5018-PBK



SB CHEV RAMS HORN MANIFOLD



CFR PERFORMANCE Rams Horn Kit-Small Block Chevy-PBK Black fits most small block chevy applications provides optimal clearance for angle plug heads it comes complete with hardware kit offers a distinct Ceramic PBK Black look with the durability of iron and ceramic coating.

Features:

- Mild steel 2.5mm thick
- All necessary hardware included for a complete installation

APPLICATION

Chev SB 265-400 V8 Will fit angle plug heads

GREY EDP FINISH

HZ-9995-CER-TIT

BLACK EDP FINISH

HZ-9995-CER-PBK

ASK US...

Can't find what you're looking for? Let us know! We may be able to source it.
Call: 09 256 1120 | Email: parts@staparts.co.nz



SB CHEV SHORTY DESIGN HEADERS

Features:

- Stainless steel

APPLICATION

Chev SB V8

Doesn't fit angle plug heads.
1.65" tubes 9.5mm header flange.
630mm from front header bolt to bottom flange



POLISHED FINISH

MHHGMC350S



SB CHEV LONG TUBE LENGTH HEADERS

Features:

- 2.5mm thick Mild steel

APPLICATION


Chev SB 305ci 5.0L
50ci 5.7L V8

Doesn't fit angle plug heads.
1.625" primary 3.0" collector



POLISHED FINISH

MHHGMC350S-LONG



SB CHEV LONG TUBE LENGTH HEADERS

Features:

- 2.5mm thick Mild steel

APPLICATION

Chev SB V8

Doesn't fit angle plug heads.
1.65" tubes 9.5mm header flanges, gaskets included.
Front facing twin T3 turbo design universal fit.



POLISHED FINISH

MHHGMC350TT



BB CHEV BLOCK HUGGER HEADERS

FLOWTECH Headers are the perfect combination of quality and value. This tight fit block hugger header fits all popular hot rods with the popular Big Block Chevy motor.

Features:

- Tight fit block hugger design for popular hot rod and street rods powered by the popular Chevy LS motors
- Mandrel-bent tubes provide consistent tubing diameters for smooth flow and increased exhaust velocity
- Heavy duty 16-gauge tubing for increased strength and durability
- Smooth transition, 1-3/4" diameter primary tubes are used for increased exhaust flow increasing performance and improving throttle response
- TIG-welded 2-1/2" collector for maximum strength
- Machined 3/8" header flange for a leak-free seal and maximum strength
- Premium aluminum header gaskets included
- Adapter tubes are supplied for easy exhaust connection
- High heat resistant black paint coating for a classic finish

APPLICATION

Chev BB 396-454 V8

1.750" primary, 2.5" collector
May require modifications to fit some applications



BLACK FINISH

FLT11701



BB CHEV BLOCK HUGGER HEADERS

Features:

- Stainless steel

APPLICATION

Chev BB V8

Universal fit. Square port 1.8" x 1.8" 1.75" tubes,
9.5mm header flange. Comes with gaskets.



POLISHED FINISH

MHHGMC454S



CHEV / HOLDEN LS BLOCK HUGGER HEADERS



FLOWTECH Headers are the perfect combination of quality and value. This block hugger header fits all popular hot rods with the popular Chevy LS motors. This header is coated with high heat resistant black paint for that classic look. Perfect for any Rat Rod.

Features:

- Tight fit block hugger design for popular hot rod and street rods powered by the popular Chevy LS motors
- Mandrel-bent tubes provide consistent tubing diameters for smooth flow and increased exhaust velocity
- Heavy duty 16-gauge tubing for increased strength and durability
- Smooth transition, 1-5/8" diameter primary tubes are used for increased exhaust flow increasing performance and improving throttle response
- TIG Welded 2-1/2" collector for maximum strength
- Machined 3/8" header flange for a leak-free seal and maximum strength
- Premium aluminum header gaskets included
- Adapter tubes are supplied for easy exhaust connection
- Header is coated in high heat resistant black paint for a classic look

APPLICATION

Chev LS V8 Series 1-5/8" primary, 2.5" collector

BLACK FINISH

FLT11706



CHEV / HOLDEN LS BLOCK HUGGER HEADERS



Features:

- Stainless steel

APPLICATION

Chev / Holden LS V8 1.65" diameter, includes gaskets & bolts

POLISHED FINISH

MHHGMCLSB



CHEV / HOLDEN LS SHORTY DESIGN



Features:

- Stainless steel

APPLICATION

Chev / Holden LS V8 1.65" diameter, includes gaskets & bolts

POLISHED FINISH

MHHGMCLSS



CHEV / HOLDEN LS MEDIUM LENGTH HEADERS



Chevy GMC S10 conversion headers LS1 LS2 LS6 LS engines

Features:

- Stainless steel

APPLICATION

Chev / Holden LS V8 1.625" primary 2.5" collector stainless steel, with oxygen sensor bung, angled spark plug boots required for clearance

POLISHED FINISH

CFRHZ-5021-S



CHRYSLER BLOCK HUGGER HEADERS



Features:

- Stainless steel

APPLICATION

Chrysler SB 318ci, 340ci, 360ci 1.66" dia. Includes bolts & gaskets.

POLISHED FINISH

MHHC318S

ASK US...

Can't find what you're looking for? Let us know! We may be able to source it.
Call: 09 256 1120 | Email: parts@staparts.co.nz



FORD 289-351W
BLOCK HUGGER HEADERS BY FLOWTECH

FLOWTECH Block Hugger headers are ideal for street rods where fit and finish is really important. Block Huggers make performance and style easy for engine swaps.

Features:

- Computer-controlled mandrel-bent tubing for smooth exhaust flow
- Sturdy 16 gauge tubing
- Tight-tuck design for narrow frame rails
- Easy installation - can be used with stock motor mounts
- Precision die-cut exhaust port flanges
- Engineered and tested for a leak-proof seal
- All necessary hardware included for a complete installation

APPLICATION

BLACK FINISH

Ford SB 289-351 Windsor V8 1.625" primary, 2.5" collector

FLT12000



FORD 289-351W
SHORTY HEADERS BY CFR PERFORMANCE



Features:

- T304 stainless steel

APPLICATION

POLISHED FINISH

Ford SB 289ci 302ci 5.0L Windsor V8 1986-93 Mustang Cougar 1.625" primary 3.0" collector

CFRHZ-5001-S

Ford SB 289ci 302ci 5.0L Windsor V8 1963-77 Mustang Cougar 1.625" primary, 3.0" collector

CFRHZ-5003-S

HEADER BOLTS & STUDS

Application Studs come w/ flanged lock nut Bolts come w/ washers			STUD OAL	Stud Kits				Bolt Kits			
	Qty	Size	BOLT UHL	Black Oxide		Stainless 300		Black Oxide		Stainless 300	
				Hex	12-Point	Hex	12-Point	Hex	12-Point	Hex	12-Point
ALL UNIVERSAL											
3/8 dia. bolt, 3/8" wrench	12	3/8	.750	-	-	-	-	-	-	400-1101	-
3/8 dia. bolt, 3/8" wrench	16	3/8	.750	-	-	-	-	-	-	400-1102	-
3/8 dia. stud	16	3/8	1.670	-	100-1403	-	-	-	-	-	-
3/8 stud	16	3/8	1.670	-	-	-	400-1404	-	-	-	-
Bolt kit, 5/16" wrench	16	3/8	.750	-	-	-	-	-	-	-	400-1208
Bolt kit, 5/16" wrench	16	3/8	1.000	-	-	-	-	-	-	-	400-1210
Bolt kit, 7/16" wrench	12	3/8	1.00	-	-	-	-	MRG917	-	-	-
Bolt kit,	16	3/8	.750	-	-	-	-	PIO859041	-	-	-

TIP

Part numbers highlighted Blue will link you to our websites product page for pricing & stock availability.

FORD MUSTANG GT EXHAUST SYSTEM - FORD PERFORMANCE BY BORLA



SVOM-5200-M8SC



SVOM-5200-M8SCA



SVOM-5230-M8SC

Cat-back Exhaust System

With integral X-pipe bolts directly to the stock factory catalytic converters, making your Mustang 100% emission compliant while providing an aggressive muscle car sound. The tuned stainless steel mufflers with 4" chrome-plated stainless steel tips not only sound great but look great too.

Features:

- Fits 2015-2017 Mustang GT 5.0L Coupe and Convertible
- Uniquely designed and tuned to provide optimum performance, aggressive sound, durability and pure driving excitement
- Manufactured in the USA from high-quality 304 stainless steel
- Features ultra-smooth mandrel bends, warp-free flanges and superior craftsmanship
- Integral X-pipe with 2.5" stainless steel mandrel bent cat-back tubing
- Bolts to stock catalytic converters
- Approximately 30 lbs lighter than the factory cat-back system
- 4" chrome plated stainless steel tips
- Uses stock hangers and mounts

Axle-back Exhaust System

Features:

- Fits 2015-2017 Mustang GT 5.0L Coupe and Convertible
- Uniquely designed and tuned to provide optimum performance, aggressive sound, durability and pure driving excitement
- Made from high-quality 304 stainless steel
- Features ultra-smooth mandrel bends, warp-free flanges and superior craftsmanship
- 2.5" stainless steel mandrel bent tubing
- 4" chrome-plated stainless steel tip
- Uses stock hangers and mounts
- Factory exhaust pipe must be cut to install clamp on Ford Performance axle back mufflers



APPLICATION

S/STEEL FINISH

2015-2017 Ford Mustang GT 5.0L Coupe & Convertible	Cat Back 2.5" stainless steel mandrel bent tubing 4" chrome-plated stainless steel tip. Uses stock hangers & mounts. Bolts to stock catalytic converters. Loud Aggressive sound	SVOM-5200-M8SC
2018-2019 Ford Mustang GT 5.0L Coupe & Convertible	Cat Back 2.5" stainless steel mandrel bent tubing 4" chrome-plated quad stainless steel tips. Uses stock hangers & mounts. Bolts to stock catalytic converters. Loud Aggressive sound	SVOM-5200-M8SCA
2015-2017 Ford Mustang GT 5.0L Coupe & Convertible	Axle Back 2.5" stainless steel mandrel bent tubing 4" chrome-plated stainless steel tip. Uses stock hangers & mounts. Factory exhaust pipe must be cut to install clamp on system. Loud aggressive sound	SVOM-5230-M8SC

FORD MUSTANG GT AMERICAN THUNDER EXHAUST SYSTEM



FLOWMASTER 2015 - 2017 Ford Mustang GT, 5.0L, V8, Fastback/Hardtop Only, Cat-back, 3.00" Mandrel Bent Tubing, Dual System, 60 Series Mufflers, 4.00" Polished Tips, American Thunder, DOR, 409S Stainless Steel.

Features:

- Flowmaster Reliability
- Patented Delta Flow Technology
- Dyno Tuned For Maximum Performance
- Stainless Steel Construction

APPLICATION

2015-2017 Ford Mustang GT 5.0L V8	Cat Back 3.0" mandrel bent tubing 60 series mufflers 4" polished tips (uses stock hangers & mounts) Bolts to stock catalytic converters Moderate to Aggressive sound	FLO817730
2015-2017 Ford Mustang GT 5.0L V8	Axle Back 2.5" mandrel bent tubing Super 44 Series mufflers 4" polished tips (uses stock hangers & mounts) Moderate to Aggressive sound	FLO817749

ASK US...

Can't find what you're looking for? Let us know! We may be able to source it.
Call: 09 256 1120 | Email: parts@staparts.co.nz





FORD PERFORMANCE
RACING PARTS

